



IJEAST

INTERNATIONAL JOURNAL
OF ENGINEERING APPLIED SCIENCE
AND TECHNOLOGY



VOLUME : 5 ISSUE : 2 Print / Issue Publication Date: 12-Aug-2020



ISSN : 2455-2143



DOI : 10.33564/IJEAST.2020.v05i02.025

Indexed In



WWW.IJEAST.COM

editor@ijeast.com



COPIOUS PRECLUSION STRATAGEMS IN COVID-19

M. Vidhya, K. Suja Rajeswari, Mr. N. Rajesh
Assistant Professor
Panimalar Institute Of Technology

ABSTRACT - The worldwide is now combating in the direction of a new lethal virus disorder, novel coronavirus illness (COVID-19). As COVID-19 spread around the arena, governments, businesses, international businesses brought measures to help include the unfold. Coronaviruses are a family of viruses that can purpose diseases. In human beings, those viruses purpose respiration tract infections that would range from moderate to deadly together with the common bloodless, intense acute respiratory syndrome (SARS) and Middle East respiratory syndrome (MERS). The global coping with a wonderful danger, there may be an possibility to emerge with more potent fitness systems, and advanced international collaboration to stand the next health threat. As we awareness at the instant response to the COVID-19 catastrophe, it is critical to hold in mind the breadth and intensity of consequences already being felt across the globe. The sickness has spread fast to all corners of the arena, and its capacity for explosive unfold has crushed even the maximum resilient fitness structures. This paper cantered on the Preventive techniques are the isolation of patients and careful contamination manage, inclusive of suitable measures to be accompanied in the path of the diagnosis and the availability of clinical care to an inflamed affected individual. The use of N95 respirators masks (excessive-performance) can guard human beings in opposition to the COVID 19, but the shielding overall performance of mask isn't high sufficient. There is not any particular antiviral remedy recommended for COVID-19, and no vaccine is currently to be had. So that most vital approach for the populous to undertake is to regularly wash their palms and use portable hand sanitizer and avoid contact with their face and mouth after interacting with a possible inflamed environment.

Keywords: MERS, SARS, COVID-19, ACE.

I. INTRODUCTION

Coronaviruses are a rotund of families of viruses which can cause infections .In human beings, the ones viruses motive respiratory tract infections that would range from moderate to lethal along with the commonplace cold, immoderate acute breathing syndrome (SARS) and Middle East breathing syndrome (MERS). In 2019, a new coronavirus become recognized because the purpose of a ailment outbreak that originated in China. The sickness it reasons is known as coronavirus ailment 2019 (COVID-19). In March 2020, the World Health Organization (WHO) declared the COVID-19 outbreak a deadly disease. Coronaviruses are massive, more or much less round, particles with bulbous ground projections. [1] The average diameter of the virus particles is spherical 125 nm (.One hundred twenty 5 μm). The diameter of the envelope is eighty five nm and the spikes are 20 nm lengthy. The envelope of the virus in electron micrographs seems as a distinct pair of electron-dense shells (shells that are especially opaque to the electron beam used to check the virus particle [2][3].

The viral envelope consists of a lipid bilayer, wherein the membrane (M), envelope (E) and spike (S) structural proteins are anchored.[4] The ratio of E:S:M within the lipid bilayer is about 1:20:three hundred.[5] On not unusual a coronavirus particle has seventy four surface spikes.[6] A subset of coronaviruses (especially the individuals of beta coronavirus subgroup A) actually have a shorter spike-like floor protein referred to as Hem agglutinin Esterase (HE).

SARS-CoV-2 owns a structure with spike protein and expresses poly proteins, nucleoproteins, and membrane proteins, which include RNA polymerase, three-chymotrypsin-like protease, papain-like protease, helicase, glycoprotein, and accent proteins [8], [9]. The spike protein of SARS-CoV-2 embraces a 3-D shape within the Receptor Binding Domain (RBD) region to preserve the van der Waals forces [10].

The coronavirus floor spikes are homo trimetric of the S protein, which consists of an S1 and S2 subunit. The homo trimetric S protein is a category I fusion protein which mediates the

receptor binding and membrane fusion between the virus and host cell. The S1 subunit forms the top of the spike and has the receptor binding area (RBD). The S2 subunit paperwork the stem which anchors the spike within the viral envelope and on protease activation permits fusion. The E and M protein are essential in forming the viral envelope and keeping its structural form [3] shown in Fig.1

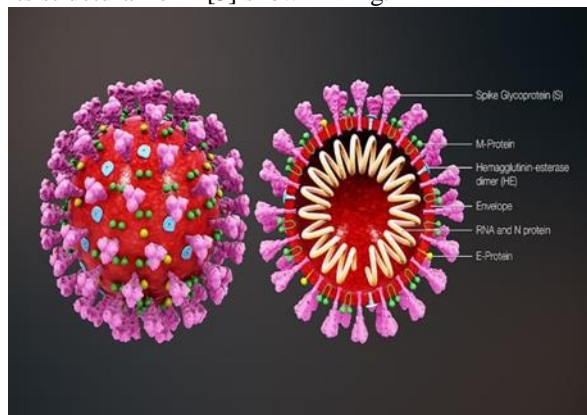


Fig.1: Structure of Coronavirus

Inside the envelope, there is the nucleocapsid, that's shaped from a couple of copies of the nucleocapsid (N) protein, which might be positive to the great-experience unmarried-stranded RNA genome in a non-stop beads-on-a-string type conformation.[3][7] The lipid bilayer envelope, membrane proteins, and nucleocapsid protect the virus while it's miles outside the host cell. They are liable to mutation and recombination and are therefore pretty severer. There are about forty distinctive sorts and that they particularly infect human and non-human mammals and birds. They live in bats and wild birds, and may spread to other animals and consequently to humans. The virus that causes COVID-19 is belief to have originated in bats and then spread to snakes and pangolins and therefore to people, possibly by infection of meat from wild animals, as bought in China's meat markets.

The corona-identical look of coronaviruses is as a result of so-called spike glycoproteins, which can be essential for the viruses to enter host cells. The spike has subunits; one subunit, S1, binds to a receptor at the floor of the host's mobile; the other subunit, S2, fuses with the cellular membrane. The cell membrane receptor for every SARS-CoV-1 and SARS-CoV-2 is a form of Angiotensin Converting Enzymes (ACE), ACE-2, specific from the enzyme that is inhibited through conventional ACE-1 inhibitors, together with enalapril and ramipril.

Briefly, the S1 subunit of the spike binds to the ACE-2 enzyme at the cellular membrane floor. A host Trans membrane serine protease, TMPRSS2, then turns on the spike and cleaves ACE-2.

TMPRSS2 also acts at the S2 subunit, facilitating fusion of the virus to the cellular membrane. The virus then enters the mobile. Inside the cellular the virus is tossed by endosomes thru acidification or the action of an intracellular cysteine protease, cathepsin.

A version and a extra particular description of these activities is validated in Fig.2

1. The coronavirus strategies the mobile membrane
2. An S1 subunit (purple) on the distal give up of a glycoprotein spike of the virus binds to a membrane-positive molecule of ACE-2 (blue)
3. As greater S1 subunits of the glycoprotein spikes bind to membrane-sure molecules of ACE-2, the membrane starts off evolved to form an envelope throughout the virus (an endosome)
4. The technique keeps ...
5. until the endosome is full
6. The virus can enter the cellular in methods:

(a). A mobile membrane-certain serine protease (brown), TMPRSS2, cleaves the virus's S1 subunits (pink) from its S2 subunits (black) and also cleaves the ACE-2 enzymes; the endosome enters the cellular (endocytosis), wherein the virus is launched with the useful resource of acidification or the movement of any other protease, cathepsin

(b). The identical serine protease, TMPRSS2, reasons irreversible conformational adjustments inside the virus's S2 subunits, activating them, and then the virus fuses to the cellular membrane and can be internalized via the cell

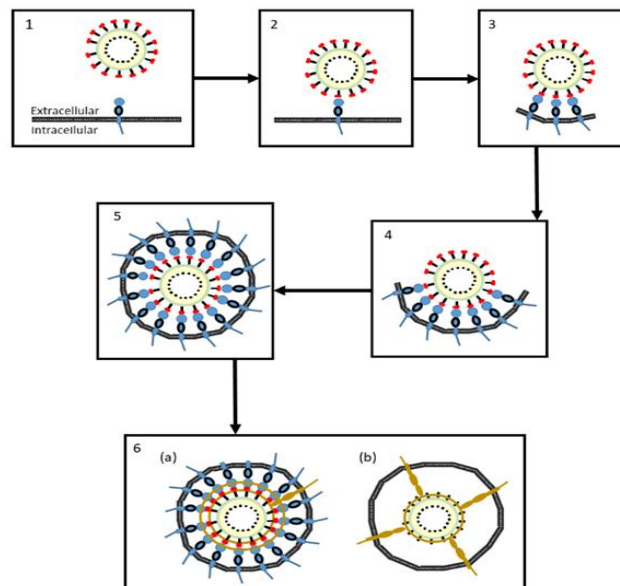


Fig.2: Coronavirus SRA-CoV-2 enters cells

II. SYMPTOMS OF CORONAVIRUS

People with COVID-19 have had a giant form of symptoms suggested – beginning from slight signs and symptoms to excessive infection.

Symptoms may also appear 2-14 days after publicity to the virus. People with those signs and signs and symptoms may have COVID-19:

- Fever or chills
- Cough
- Shortness of breath or issue respiration
- Fatigue
- Muscle or body aches
- Headache
- New loss of taste or smell
- Sore throat
- Congestion or runny nostril
- Nausea or vomiting
- Diarrhoea

These signs are usually moderate and begin gradually. Some people come to be inflamed however best very slight symptoms have shown in Fig.3.

Symptoms of coronavirus (Covid-19)

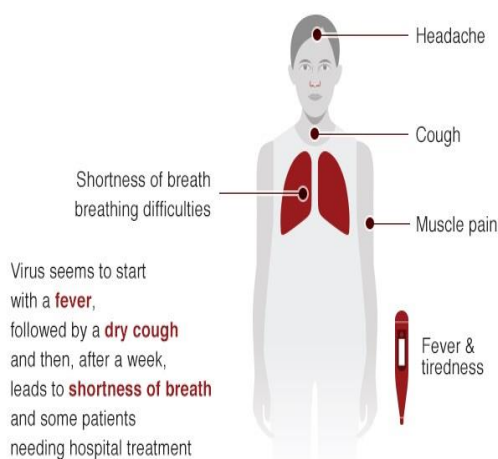


Fig.3: SYMPTOMS OF CORONAVIRUS

Most people (approximately 80%) recover from the disease while not having clinic remedy. Around 1 out of every 5 folks who gets COVID-19 will become severely unwell and develops trouble respiration. Older humans, and people with underlying scientific issues like high blood strain, coronary heart and lung troubles, diabetes, or most cancers, are at better risk of growing vital infection. However, all of us can seize COVID-19 and grow to be seriously sick. People of each age who experience fever and/or cough related to trouble respiratory/shortness of breath, chest ache/pressure, or loss of speech or movement have to are looking for medical interest at once. If feasible, it's far encouraged to call the fitness care provider or facility first, so the patient may be directed to the right health centre.

III. ANALYSIS IN CORONAVIRUSES

The first coronaviruses found to contaminate humans have been referred to as 229E and OC43; however they caused very mild infections, just like the commonplace bloodless. It grow to be now not until the outbreaks of SARS (intense acute respiration syndrome) and then MERS (the Middle Eastern respiration syndrome or camel flu) that it changed into liked that they might motive vital human infections. Those infections are belief to have come from bats via civet cats and camels. This emerging of diversion in coronaviruses at one of a thoughtful instance is considered inside the pattern of courses approximately them in Fig.4. 213 Countries and Territories around the sector have said a total of 6,982,061 showed instances of the coronavirus COVID-19 till June First week that originated from Wuhan, China, and a demise toll of 402,241 deaths. I actually have proven only the maximum affected area in Fig.5 and Table 1.

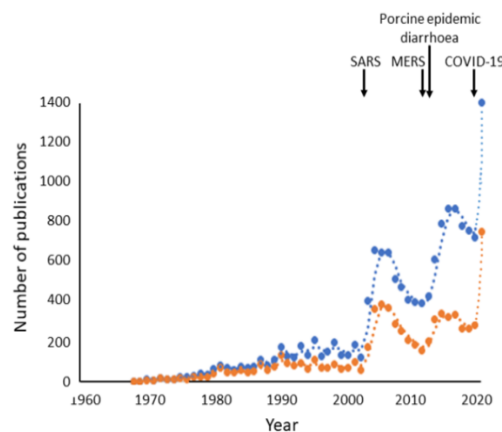
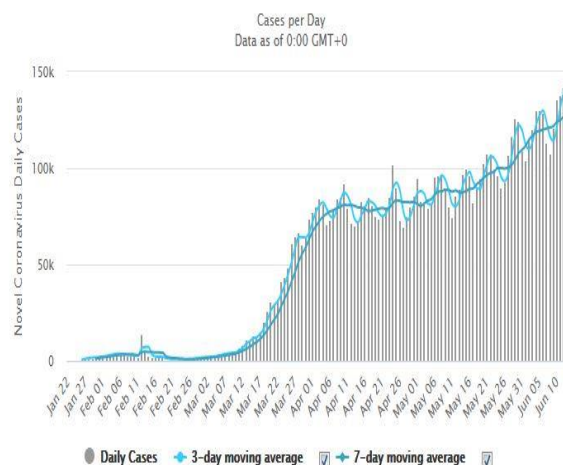


Fig.4: Numbers of publications with “coronavirus Daily New Cases



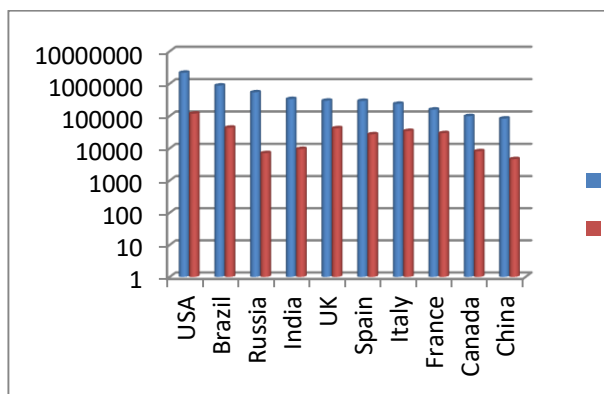


Fig.5: Analysis Report

SNO	COUNTRY	CASE	DEATH
1	USA	2162228	117858
2	Brazil	867882	43389
3	Russia	537210	7091
4	India	332783	9523
5	UK	295889	41698
6	Spain	291008	27136
7	Italy	236989	34345
8	Peru	229736	6688
9	Germany	187671	8870
10	Iran	187427	8837
11	Turkey	178239	4807
12	Chile	174293	3323
13	France	157220	29407
14	Mexico	146837	17141
15	Pakistan	144478	2729
16	Saudi Arabia	127541	972
17	Canada	98787	8146
18	Bangladesh	87520	1171
19	China	83181	4634
20	Qatar	79602	73

Table -1 Countries where COVID-19 has spread

IV. VARIOUS PREVENTION STRATEGIES

Several studies investigations have identified that COVID-19 belongs to β -coronavirus own family with exceptional experience RNA genome and have a tremendously equal genomic structure to bat coronavirus. The novel COVID-19 uses ACE2 (Angiotensin-converting enzyme 2) receptor as a binding receptor for their access to human host mobile, and especially spreads thru the respiration tract. Several proteins which incorporates S, M and

E played an essential characteristic in virus packaging and assembling. Through a deliberate endocytosis and exocytosis pathway virus effortlessly replicated their life cycle within the dwelling cellular and transmitted to different cellular. Till date, there may be no precise antiviral therapeutics/vaccine made which might be mainly intention human coronaviruses (COVID-19), so treatments are only supportive. Studies advocate that interferon's (IFNs) are in component effective against coronaviruses. Vaccines which encompass IBV, TGEV, PEDV are powerful in a few cases, however aren't generally used.

The oil nasal sprays (essential factor linoleic acid) approach involved inside the inactivation of coronavirus to help spread of COVID 19. However, proposed algal based oil nasal sprays need to no longer be used till it's been demonstrated and authorized via using future experimental and clinical studies and commonplace with the useful resource of the certified government authority [11].

Zidovudine inhibits RNA Reverse Transcriptase Enzyme so it can prevent COVID-19 transcription and replication pathways. On the other hand, Candesartan that is ACE2 blocker and has ARB interest, it is able to prevent binding of spike protein of the virus with ACE2 receptors; therefore it may save you the entrance of the virus in the host cell. Using of the two capsules for accomplishing synergy in opposition to the virus attacks. However, proposed isn't completely compact with covid-19[12].

Molecular method RT-PCR is probably a useful device to help to diagnose the COVID-19, but nonetheless desires extra development [13]. The numerous techniques of unfold of misinformation and the manner stigma and mission may also intrude with the manipulate protocols of the pandemic. It moreover describes severe incidents that resulted from stigmatization and the way to counteract them. However, proposed is not satisfied [14].

Forecast the stop day of the risk of COVID-19 ailment particularly and such pandemic in widespread which the planet faces on and frequently difficult the centre of this civilization. Expansion of COVID-19 at some stage in all the a hundred and ten worldwide places and territories in 1 / 4 of a yr has licensed the generation to globalization of viruses as properly. With a projection of seven. Five million patients and near half a million tolls, all of the 7.8 billion populace of the globe were given affected each economically and psychologically. The prevent day is forecasted to come lower back after counting four months and a 1/2 greater, being afraid of life and livelihood. However, proposed is need extra unique in finding the prevent day [15]



The Ayurvedic marijuana/scientific hashish to emphasize the possibilities of prevent corona disease on taking the studies to the subsequent stage. Conventional pills to treat ache and related distress can regulate or suppress the immune gadget which might also additionally growth the threat of viral contamination, specifically the SARS-CoV-2 at this issue of time. The major purpose is to consciousness on use of opportunity remedies for ache control (with the aid of the use of the use of ayurvedic marijuana). Current remedies for pain and related distress are been treated by means of the use of corticosteroids and sure magnificence of tough capsules which modifies/suppress the general immune device which increase the hazard of viral infection (especially the coronavirus in this aspect of time) inside the inclined antique age populace. Hence a method is made to signify an opportunity medicine through this text [16].

Research on awesome vaccine techniques are in development for put off the pandemic scenario. Hard work and efforts achieved in the final many years for coronavirus strains collectively with SARS and MERS provide expertise and ideas for effective vaccine development. Vaccine applicants, consisting of inactivated entire-viruses, live viruses, recombinant protein subunits, and nucleic acids may additionally offer better safety in opposition to pandemic COVID-19. However, studies research of coronaviruses exhibit that vaccine based totally mostly on subunit protein may be greater effective than exclusive candidates. Consequently, it's far the concern that vaccine organized by any of the promising method would require a carefully assessment for protection and efficacy. The data provided in this overview affords a practical précis on efforts to growth a vaccine for the SARS-CoV-2[17].

There are no vaccines or antiviral capsules to save you or deal with human coronavirus infections. Treatment is handiest supportive. A wide variety of antiviral targets have been identified at the side of viral proteases, polymerases, and access proteins. Drugs are in improvement which goals these proteins and the precise steps of viral replication.

The use of N95 respirators masks (excessive-overall performance) can defend human beings against the COVID 19, however the defensive performance of masks is not high enough.

Preventive techniques are focused at the isolation of patients and cautious contamination manages, together with appropriate measures to be adopted in the route of the prognosis and the provision of clinical care to an infected affected individual. For example, droplet, contact, and

airborne precautions want to be adopted all through specimen series, and sputum inductions want to be avoided.

The WHO and other corporations have issued the following substantial recommendations:

- Avoid close to contact with subjects tormented by acute respiratory infections.
- Wash your fingers often, particularly after contact with inflamed humans or their surroundings.
- Avoid unprotected contact with farm or wild animals.
- People with signs and signs of acute airway contamination want to preserve their distance, cowl coughs or sneezes with disposable tissues or garments and wash their fingers.
- Strengthen, particularly, in emergency remedy departments, the application of strict hygiene measures for the prevention and control of infections.
- Individuals which can be immune compromised must keep away from public gatherings.
- Maintain at least 1 metre distance between you and those coughing or sneezing.
- Avoid touching your face.
- Cover your mouth and nose when coughing or sneezing.
- Stay home if you sense ill.
- Refrain from smoking and one-of-a-kind sports that weaken the lungs.
- Practice physical distancing through keeping off useless adventure and staying far from huge companies of people proven.

Stopping the spread of COVID-19 requires locating and testing all suspected instances in order that showed times are directly and successfully remote and acquire appropriate care, and the near contacts of all showed times are Identified so they may be quarantined and medically monitored for the 14-day incubation period of the virus.

V. CONCLUSION

The world dealing with an unheard of danger, there's a possibility to emerge with more potent fitness structures, and stepped forward international collaboration to stand the following health hazard. As we recognition on the instant response to the COVID-19 disaster, it's far crucial to keep in mind the breadth and intensity of consequences already being felt throughout the globe. We want to research the training of this pandemic now and, in so doing, make certain that our response, anywhere possible, leaves a long



lasting superb legacy, and makes the area of the future a more comfortable area. “The virus unfolds hastily, and outbreaks can develop at an exponential fee,” said a brand new document just launched via the Geneva-based totally World Health Organization (WHO). “At gift, there is not any healing or vaccine installed to deal with or prevent COVID-19.” There isn’t any specific antiviral treatment advocated for COVID-19, and no vaccine is presently available. So that maximum important strategy for the populous to adopt is to regularly wash their palms and use transportable hand sanitizer and avoid touch with their face and mouth after interacting with a likely inflamed surroundings. Still there's no precise remedy and vaccine so the people need to follow their self-prevention and government declaration and retaining social distancing. Finally comes to phonating that “STAYS HOME & STAY SAFE”.

VI. REFERENCE

- [1] Goldsmith CS, Tatti KM, Ksiazek TG, Rollin PE, Comer JA, Lee WW, et al (2004). "Ultrastructure characterization of SARS coronavirus". *Emerging Infectious Diseases*. 10 (2): 320–26.
- [2] Neuman BW, Adair BD, Yoshioka C, Quispe JD, Orca G, Kuhn P, et al (August 2006). "Supramolecular architecture of severe acute respiratory syndrome coronavirus revealed by electron cryomicroscopy". *Journal of Virology*. 80 (16): 7918–28.
- [3] Fehr AR, Perlman S. (2015) "Coronaviruses: an overview of their replication and pathogenesis". In Maier HJ, Bickerton E, Britton P (eds.). *Coronaviruses. Methods in Molecular Biology*, pp. 1–23. doi:10.1007/978-1-4939-2438-7_1. ISBN 978-1-4939-2438-7
- [4] Lai MM, Cavanagh D (1997) "The molecular biology of coronaviruses". *Advances in Virus Research*, doi:10.1016/S0065-3527(08)60286-9. ISBN 9780120398485.
- [5] Cavanagh D, Mawditt K, Sharma M, Drury SE, Ainsworth HL, Britton P, Gough RE Schmidt A, Weber O, Wolff MH (eds.) (August 2001). "Detection of a coronavirus from turkey poult in Europe genetically related to infectious bronchitis virus of chickens". *Avian Pathology. Birkhäuser Advances in Infectious Diseases BAID. Birkhäuser*, 355–68. doi:10.1007/3-7643-7339-3_1. ISBN 978-3-7643-7339-9.
- [6] Neuman, Benjamin W.; Kiss, Gabriella; Kunding, Andreas H.; Bhella, David; Baksh, M. Fazil; Connelly, Stephen; Droese, Ben; Klaus, Joseph P.; Makino, Shinji; Sawicki, Stanley G.; Siddell, Stuart G. (April 2011). "A structural analysis of M protein in coronavirus assembly and morphology". *Journal of Structural Biology*, doi:10.1016/j.jsb.2010.11.021. ISSN 1047-8477.
- [7] Chang CK, Hou MH, Chang CF, Hsiao CD, Huang TH (March 2014). "The SARS coronavirus nucleocapsid protein—forms and functions". *Antiviral Research*, 11–22. doi:10.1016/j.jsb.2010.11.021.
- [8] F. Wu, S. Zhao, B. Yu, Y.-M. Chen, W. Wang, Z.-G. Song, et al. (2020) new coronavirus associated with human respiratory disease in China; *Nature.*, 1–5.
- [9] P. Zhou, X. Yang, X. Wang, B. Hu, L. Zhang, W. Zhang, et al. (Feb 2020) A pneumonia outbreak associated with a new coronavirus of probable bat origin; *Nature [Internet].*,
- [10] X. Xu, P. Chen, J. Wang, J. Feng, H. Zhou, X. Li, et al. (2020) Evolution of the novel coronavirus from the ongoing Wuhan outbreak and modeling of its spike protein for risk of human transmission; *Science China Life Sciences.*, 63 (3), pp. 457-460.
- [11] G Venkata Subhash*, G. Raja Krishna Kumar, Ajit Sapre, Santanu Dasgupta. (2020) Possible Prevention of COVID 19 by Using Linoleic Acid (C18) Rich Algae Oil, *AIJR Preprints*, 36, Version: 1.
- [12] Mohamed A. Mostafa. (2020) “Role of Zidovudine and Candesartan in the Novel SARS-CoV-2 Treatment Trials; Theoretical Study”. *AIJR Preprints*, 30, version 1.
- [13] Lalit Mohan Jeena et al. (2020) Molecular Mechanism of Coronaviruses (COVID-19) and Diagnostic Approaches: A Systematic Review, *AIJR Preprints*, 79, version 1.
- [14] Akhil Satya Pedapalli. (2020) “The Role of Stigmatization and Infodemics in India During COVID-19 Crisis”. *AIJR Preprints*, 86, version 2.
- [15] Sandip Chatterjee. (2020) “COVID-19: Finding the End Day”. *AIJR Preprints*, 89, version 1.
- [16] Prakash Krishnan et al. (2020) “Pain Management During COVID-19 and Scope of Ayurvedic Marijuana”. *AIJR Preprints*, 104, version 1.
- [17] Arpit Saxena et al. (2020) “Vaccine Approaches for Pandemic COVID-19: An Overview”. *AIJR Preprints*, 108, version 1.

IJEAST

INTERNATIONAL JOURNAL
OF ENGINEERING APPLIED SCIENCE
AND TECHNOLOGY

ABOUT IJEAST

International Journal of Engineering Applied Science and Technology (IJEAST) is a peer-reviewed, open access journal that publishes high-quality research papers in the field of Engineering, Applied Science and Technology.

IJEAST aims to provide a platform for researchers, academicians, and professionals to share their innovative ideas, research findings, and practical experiences with the global scientific community.

FOCUS AREAS

- Engineering
- Applied Science
- Technology
- Innovation & Development
- Interdisciplinary Studies



PEER REVIEWED

All submissions are rigorously peer reviewed to ensure quality.



OPEN ACCESS

Free and unrestricted access to research for all.



GLOBAL REACH

Connecting researchers and professionals worldwide.



TIMELY PUBLICATION

We ensure a swift and efficient publication process.



For more information, visit our website
www.ijeast.com



INTERNATIONAL JOURNAL
OF ENGINEERING APPLIED SCIENCE
AND TECHNOLOGY

✉ editor@ijeast.com

🌐 www.ijeast.com

📍 India



2455-2143