



# IJEAST

INTERNATIONAL JOURNAL  
OF ENGINEERING APPLIED SCIENCE  
AND TECHNOLOGY



**VOLUME : 6    ISSUE : 1    Print / Issue Publication Date: 08-Aug-2021**



**ISSN : 2455-2143**



**DOI : 10.33564/IJEAST.2021.v06i01.027**

Indexed In



[WWW.IJEAST.COM](http://WWW.IJEAST.COM)

[editor@ijeast.com](mailto:editor@ijeast.com)



# IMAGE RECOGNITION USING MACHINE LEARNING

Abhinav N Patil  
Department of S&T  
Vishwakarma University, Pune, Maharashtra, India

**Abstract— Image recognition is important side of image processing for machine learning without involving any human support at any step. In this paper we study how image classification is completed using imagery backend. Couple of thousands of images of every, cats and dogs are taken then distributed them into category of test dataset and training dataset for our learning model. The results are obtained using custom neural network with the architecture of Convolution Neural Networks and Keras API.**

**Keywords— CNN, Keras, Machine-learning, Deep-learning, Keras, Image-recognition**

## I. INTRODUCTION

Image classification came into existence for decreasing the gap between the pc vision and human vision by training the pc with the info. Artificial Intelligence has for decades been a field of research in which both scientists and engineers have been making intense efforts to unravel the mystery of getting machines and computers to perceive and understand our world tolerably to act properly and serve humanity. One of the foremost important aspect of this research work is getting computers to know visual information (images and videos) generated everyday around us. This field of getting computers to perceive and understand visual information is understood as computer vision. During the rise of artificial intelligence research in the 1950s to the 1980s, computers were manually given instructions on how to recognize images, objects in images and what features to look out for. This method are traditional algorithms and were called Expert Systems, as they require that humans take the pain of identifying features for every unique scene of object that has to be recognize and representing these features in mathematical models that the pc can understand. That involves an entire lot of tedious work because there are hundreds and thousands of varied ways an object are often represented and there are thousands (or even millions) of different scenes and objects that uniquely exist, and thus finding the optimized and accurate mathematical models to represent all the possible features of every objects or scene, and for all possible objects or scene is more of work that will last forever. In the 1990s, the concept of Machine Learning

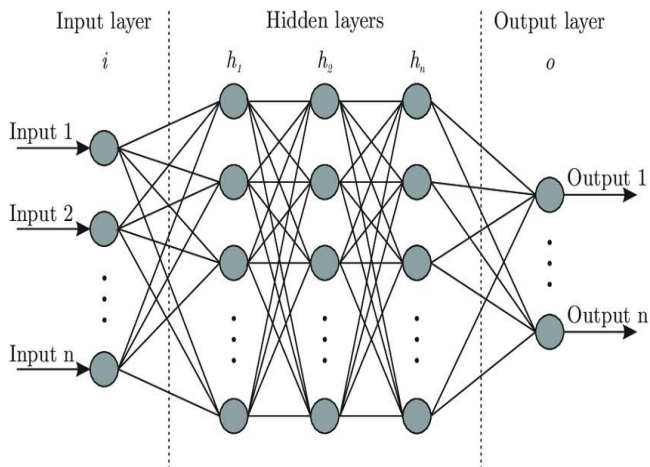
was introduced and it ushered in an era during which rather than telling computers what to seem out for in recognizing scenes and objects in images and videos, we will instead design algorithms which will make computers to find out the way to recognize scenes and objects in images by itself, just like a child learns to know his/her environment by exploring. Machine learning opened the way for computers to find out to acknowledge almost any scene or object we would like them too.

The basic artificial neural network is printed in Section-II. Section-

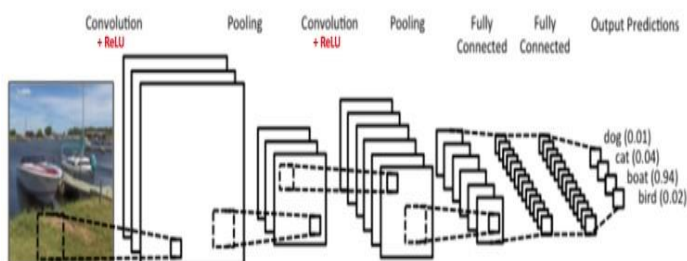
III describes about Convolutional Neural Network. The implementation and results are discussed in Section-IV. We conclude in section-V and eventually the references are given at the top.

## II. ARTIFICIAL NEURAL NETWORK

A] A neural network is a combination of hardware bonded or separated by the software system which operates on the small part in the human brain called as neuron. A multi layered neural network are often proposed as an alternate of the above case. The training images samples should be quite ninefold the amount of parameters essential for tuning the classical classification under excellent resolution. The data structures and functionality of neural nets are designed to simulate associative memory. Neural nets learn by processing examples, each of which contains a known "input" and "result," forming probability-weighted associations between the two, which are stored within the data structure of the net itself.

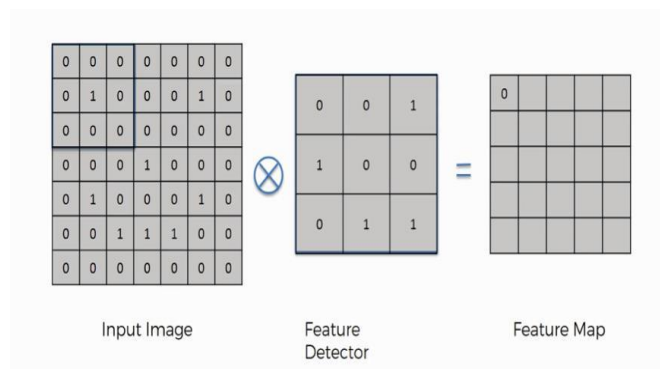


We train the model by providing inputs which then pass through hidden cycles which custom grid images and extract data from each specific section and conveying the network about its output. Neural networks are expressed in terms of number of layers involved for producing the inputs and outputs and the depth of the neural network. The Convolutional neural network is the most famous for implementing genetic algorithms for hidden layers which involve pooling and padding of data to make them ready through test dataset to be inserted into training model.

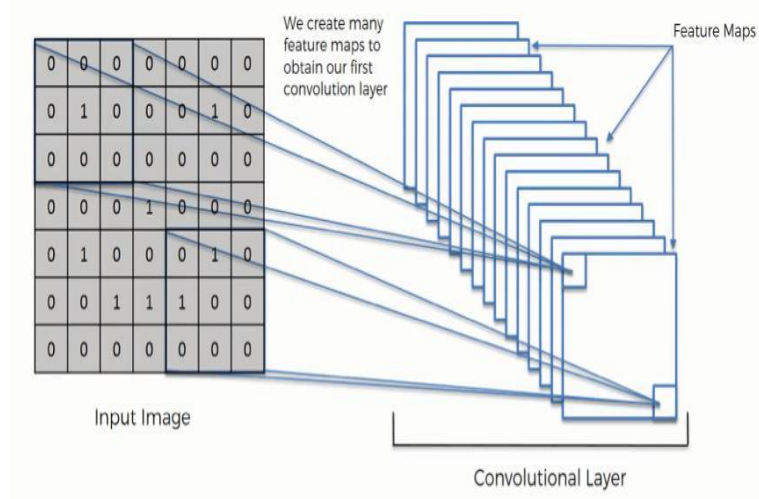


### B) CONVOLUTIONAL NEURAL NETWORK

In deep learning, a convolutional neural network (CNN, or ConvNet) is class of deep neural networks, most ordinarily applied to analyzing visual imagery. They are also referred to as shift invariant or space invariant artificial neural networks (SIANN), supported their shared-weights architecture and translation invariance characteristics. They have applications in image and video recognition, recommender systems, image classification, medical image analysis, tongue processing, and financial statistic . The network places a 3x3 cell matrix over the provided image and then converts the data into a feature map with 1s and 0s, this operation is repeated for the whole image and feature maps are created with each layer having better feature detector applied.



Through training, the network determines what features it finds important so as for it to be ready to scan images and categorize them more accurately. Based on that, it develops its feature detectors. In many cases, the features considered by the network are going to be unnoticeable to the human eye, which is strictly why convolutional neural networks are so amazingly useful. With enough training, they can go light years ahead of us in terms of image processing.




### III. IMPLEMENTATION, RESULTS AND DISCUSSION

We selected total of nearly 24,000 images of cats and dogs and also having rotations and scaling of many images as each scaled image is a new image for the model as input. For training the model we kept around 90% of dataset and rest for testing it extensively. 10 epochs (training cycles) were provided for images and with every epoch, the accuracy was expected to be increased which uses the power of TensorFlow backend dependent of discrete GPU. In the first layer we obtained the output volume size of 55x55x96. The model is trained on the GPU named GTX 1050ti which provides 4gb of memory. So, the first layer is sent to the GPU after converting it to 55x55x48. The 2nd,4th,6th,8th and 10th layers are the bits which already dwell on related

feature maps of each of its previous layer. The inputs are then flattened, and applied dense filter by providing matrix of 128x128 which provided 77.8% accuracy, although we noticed that accuracy can be improved by adding more layers/neurons to the model. The training cycles were increased to 20 from 10 and lowering the learning rate from 0.001 to 0.0001 and also added high level filter (256 from 128).

After checking the performance, our accuracy bumped up to 88% after having 20 cycles and again accuracy increased to 93% by increasing the filter size and decreasing the learning rate. These were training matrices and we were yet to apply them on our test dataset, we increased our cycles a bit more while they provided accuracy of up to 97.3% while taking tremendous amount of time and GPU power. The results as you can see below,



As we noticed, results do fluctuate a bit but according to the average, the accuracy was well around 90-95% percent with a

layer filter of 256, thus more powerful hardware could definitely achieve even higher results and with much extended dataset for more categories than just two for training.

#### IV. CONCLUSION

The testing of random images came out to be successful. The image dataset was pulled from google repository directly. The convolutional neural network is used in-hand with Keras for classification purpose. From the experiments we observe that the images are classified correctly even if the same images were scaled in different sizes or trimmed or rotated to get entirely new image for the input showing the effectiveness of deep-learning algorithm.

#### V. REFERENCE

1. Thomas, Elsken; Jan Hendrik, Metzen; Frank, Hutter (2017-11-13). "Simple and Efficient Architecture Search for Convolutional Neural Networks"
2. Elsken, Thomas; Metzen, Jan Hendrik; Hutter, Frank (2018-04-24). "Efficient Multi-objective Neural Architecture Search via Lamarckian Evolution".
3. Springenberg, Jost Tobias; Dosovitskiy, Alexey; Brox, Thomas; Riedmiller, Martin (2014-12-21). "Striving for Simplicity: The All-Convolutional Net".
4. Romanuke, Vadim (2017). "Appropriate number and allocation of ReLUs in convolutional neural networks". Research Bulletin of NTUU "Kyiv Polytechnic Institute". 1: 69–78.
5. Bengio, Yoshua; Lamblin, Pascal; Popovici, Dan; Larochelle, Hugo (2007). "Greedy Layer-Wise Training of Deep Networks"(PDF). Advances in Neural Information Processing Systems: 153–160.
6. "Using TPUs TensorFlow". TensorFlow. Retrieved 2018-11-14.
7. "Keras Documentation". keras.io. Retrieved 2016-09-18.
8. TensorFlow (March 30, 2018). "Introducing TensorFlow.js: Machine Learning in JavaScript". Medium. Retrieved May 24,2019.
9. KISHORE, P.V.V., PRASAD, M.V.D., PRASAD, C.R. and RAHUL, R., 2015. 4-Camera model for sign language recognition using elliptical fourier descriptors and ANN, International Conference on Signal Processing and Communication Engineering Systems - Proceedings of SPACES 2015, in Association with IEEE 2015, pp. 34-38.
10. KARTHIK, G.V.S., FATHIMA, S.Y., RAHMAN, M.Z.U., AHAMED, S.R. and LAY-EKUAKILLE, A., 2013. Efficient signal conditioning techniques for



- brain activity in remote health monitoring network. *IEEE Sensors Journal*, 13(9), pp. 3273-3283.
11. RAMKIRAN, D.S., MADHAV, B.T.P., PRASANTH, A.M., HARSHA, N.S., VARDHAN, V., AVINASH, K., CHAITANYA, M.N. and NAGASAI, U.S., 2015. Novel compact asymmetrical fractal aperture Notch band antenna. *Leonardo Electronic Journal of Practices and Technologies*, 14(27), pp. 1-12.
  12. J. Sánchez and F. Perronnin. High-dimensional signature compression for large-scale image classification. In *Computer Vision and Pattern Recognition (CVPR), 2011 IEEE Conference on*, pages 1665–1672. IEEE, 2011.
  13. L. Fei-Fei, R. Fergus, and P. Perona. Learning generative visual models from few training examples: An incremental bayesian approach tested on 101 object categories. *Computer Vision and Image Understanding*, 106(1):59–70, 2007.
  14. H. Lee, R. Grosse, R. Ranganath, and A.Y. Ng. Convolutional deep belief networks for scalable unsupervised learning of hierarchical representations. In *Proceedings of the 26th Annual International Conference on Machine Learning*, pages 609–616. ACM, 2009.
  15. Sachin R, Sowmya V, Govind D, et al. Dependency of various color and intensity planes on CNN based image classification. *International Symposium on Signal Processing and Intelligent Recognition Systems*. Springer, Cham, Manipal, 2017:167–177.
  16. W. Zhang, J. Yang, Y. Fang, H. Chen, Y. Mao, M. Kumar, Analytical fuzzy approach to biological data analysis. *Saudi J Biol Sci*. 24(3), 563, 2017–573.
  17. Z. Sun, F. Li, H. Huang, Large scale image classification based on CNN and parallel SVM. *International conference on neural information processing* (Springer, Cham, Manipal, 2017), pp. 545–555.
  18. Zhang C, Pan X, Zhang S Q, et al. A rough set decision tree based Mlp-Cnn for very high resolution remotely sensed image classification. *ISPRS - International Archives of the Photogrammetry, Remote Sensing and Spatial Information Sciences*, 2017:1451–1454.
  19. J.Y. Lee, J.W. Lim, E.J. Koh, A study of image classification using HMC method applying CNN ensemble in the infrared image. *Journal of Electrical Engineering & Technology* 13(3), 1377–1382 (2018).
  20. X. Fu, L. Li, K. Mao, et al., in *Chinese High Technology Letters*. Remote sensing image classification based on CNN model (2017).

# IJEAST

INTERNATIONAL JOURNAL  
OF ENGINEERING APPLIED SCIENCE  
AND TECHNOLOGY

## ABOUT IJEAST

International Journal of Engineering Applied Science and Technology (IJEAST) is a peer-reviewed, open access journal that publishes high-quality research papers in the field of Engineering, Applied Science and Technology.

IJEAST aims to provide a platform for researchers, academicians, and professionals to share their innovative ideas, research findings, and practical experiences with the global scientific community.

## FOCUS AREAS

- Engineering
- Applied Science
- Technology
- Innovation & Development
- Interdisciplinary Studies



### PEER REVIEWED

All submissions are rigorously peer reviewed to ensure quality.



### OPEN ACCESS

Free and unrestricted access to research for all.



### GLOBAL REACH

Connecting researchers and professionals worldwide.



### TIMELY PUBLICATION

We ensure a swift and efficient publication process.



For more information, visit our website

[www.ijeast.com](http://www.ijeast.com)



INTERNATIONAL JOURNAL  
OF ENGINEERING APPLIED SCIENCE  
AND TECHNOLOGY

✉ [editor@ijeast.com](mailto:editor@ijeast.com)

🌐 [www.ijeast.com](http://www.ijeast.com)

📍 India



2455-2143