IJEAST

INTERNATIONAL JOURNAL
OF ENGINEERING APPLIED SCIENCE
AND TECHNOLOGY

VOLUME : 5 ISSUE : 12 Print / Issue Publication Date: 13-Jul-2021

ISSN : 2455-2143

DOI : 10.33564/IJEAST.2021.v05i12.019

Indexed In

Google SCHOLAR · OPEN ACCESS · doi · Crossref

WWW.IJEAST.COM

editor@ijeast.com

International Journal of Engineering Applied Sciences and Technology, 2021
Vol. 5, Issue 12, ISSN No. 2455-2143, Pages 112-121
Published Online April 2021 in IJEAST (http://www.ijeast.com)

SEISMIC ANALYSIS OF MULTISTORIED IRREGULAR AND REGULAR BUILDING WITH MASONARY INFILLS

Ashutosh Shrivastava
Civil Engineering Department
IPS Academy,
Institute of Engineering and Science,
Indore, M.P. India

Rajesh Chaturvedi
Civil Engineering Department
IPS Academy,
Institute of Engineering and Science,
Indore, M.P. India

Abstract— **Nowadays, as in the urban areas the space available for the construction of buildings is limited. So in limited space we have to construct such type of buildings which can be used for multiple purposes such as lobbies, car parking etc. To fulfill this demand, high rise buildings is the only option available. The performance of a high rise building during strong earthquake motion depends on the distribution of stiffness, strength and mass along both the vertical and horizontal directions. If there is discontinuity in stiffness, strength and mass between adjoining storeys of a building then such a building is known as irregular building. The present study focuses on the seismic performance of regular and vertical irregular building with and without masonary infills. In the present study G+11 building is considered for the analysis with modelling and analysis done on ETABS software v17.0.1. The earthquake forces are calculated as per IS 1893 (part 1): 2016 for seismic zone III. The width of strut is calculated by using equivalent diagonal strut method. Total five models are considered for the analysis i.e. regular building with bare frame, regular building with masonary infill, soft storey building with open ground storey, mass irregular building with masonary infill and vertical geometric irregular building with masonary infill. The non-linear static analysis (pushover analysis) and linear dynamic analysis (response spectrum analysis) are performed for all the models and thereby compare their results. From analysis, the parameters like performance point, time period, maximum storey displacement, maximum storey drifts, storey shears and overturning moments are determined and also comparative study is done for all the models. From the comparison, it is observed that the vertical geometric irregular building shows better performance under seismic loading and bare frame building shows inferior performance. Moreover, the performance of masonary infilled frame building is found better than the bare frame building. So it is essential to consider the effect of masonry infill for the seismic evaluation of moment resisting reinforced concrete frame.**

Keywords— **Masonary Infill, Regular and Irregular Building, Equivalent Diagonal Strut, Pushover Analysis, Response Spectrum Analysis.**

I. INTRODUCTION

Seismic analysis is a subset of structural analysis and is the calculation of the response of a building (or nonbuilding) structure to earthquakes. It is part of the process of structural design, earthquake engineering or structural assessment and retrofit in regions where earthquakes are prevalent. Earthquake engineering has developed a lot since the early days, and some of the more complex designs now use special earthquake protective elements either just in the foundation or distributed throughout the structure. Analyzing these types of structures requires specialized explicit finite element computer code. Structural analysis is the determination of the effects of loads on physical structures and their components. Structures subject to this type of analysis include all that must withstand loads, such as buildings, bridges, vehicles, furniture, attire, soil strata, etc. Structural analysis employs the fields of applied mechanics, materials science and applied mathematics to compute a structure's deformations, internal forces, stresses, support reactions, accelerations, and stability. The results of the analysis are used to verify a structure's fitness for use, often precluding physical tests. Structural analysis is thus a key part of the engineering design of structures. This paper presents non-linear static and linear dynamic analysis of G+11 multistoried building analyzed as per IS 1893(Part-1): 2016. The objective of this study is to perform pushover analysis and response spectrum analysis of regular and irregular buildings with and without infill and there by obtain and compare results.

The results are presented in terms of performance point, time period, maximum storey displacement, maximum storey drifts, storey shears and overturning moments.

International Journal of Engineering Applied Sciences and Technology, 2021
Vol. 5, Issue 12, ISSN No. 2455-2143, Pages 112-121
Published Online April 2021 in IJEAST (http://www.ijeast.com)

II. METHODOLOGY

A reinforced concrete building with G+11 storey has been taken for seismic analysis. Five building models are considered for comparison. All considered models are symmetrical in plan with two models are regular and three models having vertical irregularity. Four models are modeled with masonary infills and one without infills. The typical plan dimension of the buildings in X direction length: 31.5 m and Y direction width: 31.5 m which is divided into 7 bay in each direction. Total height of the building is 39.6 m for all models and for soft storey building is 40.3 m. The stucture is analyzed according to IS 1893(Part-1): 2016 for seismic zone III for soil Class II. Fig. 1 shows plan view of the building.



Fig. 1. Plan view of the building

III. MODELLING PARAMETERS

3.1 Description of building

1	Type of building	Public
2	Plan of the building	Symmetrical
3	Building plan	31.5mx31.5m
4	Building area	992.25Sq.m
5	Total building height	39.6m
6	Soft storey building height	40.3m
7	Spacing of frames in both X directions	4.5m
8	Spacing of frames in both Y directions	4.5m
9	Number of bays in the frame in X direction	7
10	Number of bays in the frame in Y direction	7
11	Each storey height	3.3m
12	Soft storey ground floor height	4m
13	Number of storey	12 (G+11)
14	Grade of concrete	M25
15	Grade of steel	Fe500
16	Depth of slab	150mm Thick
17	Sp. Wt. of Concrete	24 KN/cubic meter
18	Sp. Wt. of Steel	78.5 KN/cubic meter
19	Beam Size, B1	300 x 500mm
20	Beam Size, B2	350 x 500mm
21	Column Size, C1	700 x 500mm
22	Column Size, C2	600 x 400mm
23	Column Size, C3	500 x 300mm
24	Thickness of exterior wall	230mm
25	Thickness of interior wall	100mm
26	Sp. Wt. of Masonary	18 KN/cubic meter
27	Modulus of Elasticity of concrete	25000 MPa
28	Modulus of Elasticity of masonary	2186.25 MPa
29	Shear Modulus of masonary	1700 MPa
30	Poisson's ratio of masonary	0.15
31	Compressive strength of masonary prism	3.98 MPa
32	Equivalent width of strut	573mm
33	Dead Load	3.75 KN/ Sqm
34	Wt. of flooring / finishing	1.25 KN/ Sqm
35	Live Load	3.00 KN/ Sqm
36	Wt. of exterior wall	11.59 KN/m
37	Wt. of interior wall	5.04 KN/m
38	Wt. of parapet wall	4.14 KN/m
39	Size of swimming pool	9 x 13.5m
40	Swimming pool load for mass irregular building	20 KN/ Sqm
41	Zone factor	III
42	Soil type	II
43	Importance factor	1
44	Response reduction factor	5

3.2 Description of the structure modeled

A reinforced concrete frame with G+11 storey of dimension 31.5mx31.5m, has been taken for seismic analysis. Five building models are considered for comparison:

Model 1: Regular building with bare frame

Model 2: Regular building with masonary infill

Model 3: Soft storey building with open ground storey

Model 4: Mass irregular building with masonary infill

Model 5: Vertical geometric irregular building with masonary infill

All five building models are analyzed using nonlinear static analysis and linear dynamic analysis.

Model 1: Regular building with bare frame

In this model, the building geometry is regular and walls are not modeled in this model. Fig. 2 shows elevation of regular building with bare frame.

Model 2: Regular building with masonary infill

In this model, the building geometry is regular and the outer walls are modeled as braced frame. Fig. 3 shows elevation of regular building with masonary infill.

Model 3: Soft storey building with open ground storey

This type of building is stiffness irregular and the ground floor of this building is open and in all floors the outer walls are modeled as braced frame. Moreover, the height of ground storey is greater than all stories. Fig. 4 shows elevation of soft storey building with open ground storey.

Model 4: Mass irregular building with masonary infill

In this type of building, the swimming pool is located at 3rd and 6th floor and the outer walls are modeled as braced frame in all floors. Fig. 5 shows the location of swimming pool at 3rd and 6th floor. Fig. 6 shows elevation of mass irregular building with masonary infill.

Model 5: Vertical geometric irregular building with masonary infill

In this model, the building geometry is irregular in elevation and the outer walls are modeled as braced frame in all floors. Fig. 7 shows elevation of vertical geometric irregular building with masonary infill.



Fig. 2. Elevation of regular building with bare frame

International Journal of Engineering Applied Sciences and Technology, 2021
Vol. 5, Issue 12, ISSN No. 2455-2143, Pages 112-121
Published Online April 2021 in IJEAST (http://www.ijeast.com)

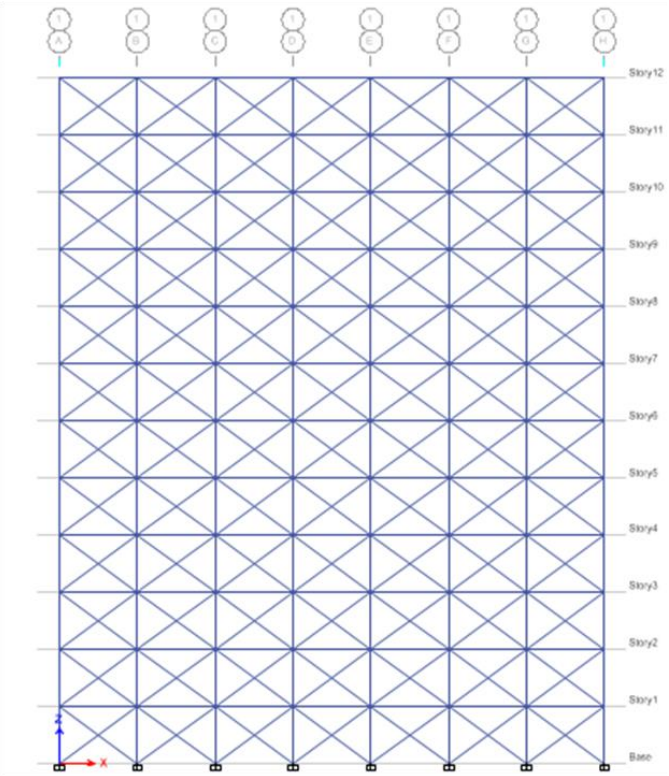

Fig. 3. Elevation of regular building with masonary infill

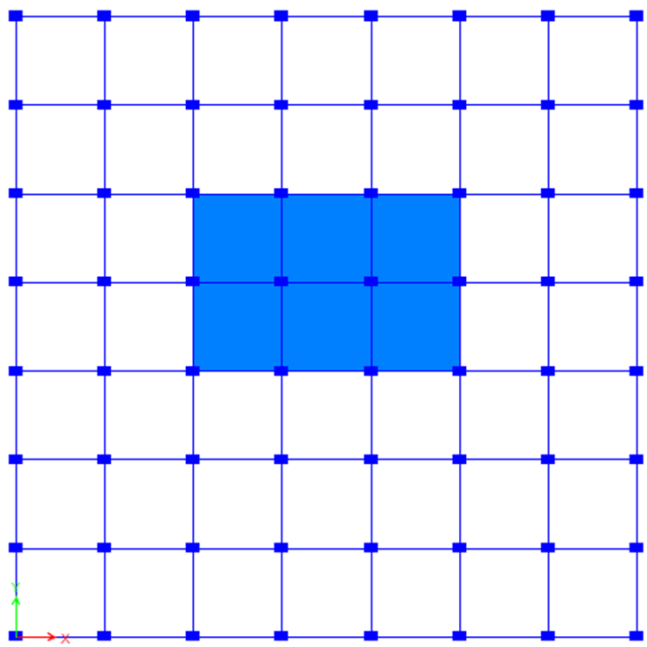

Fig. 5. Location of swimming pool at 3rd and 6th floor in mass irregular building

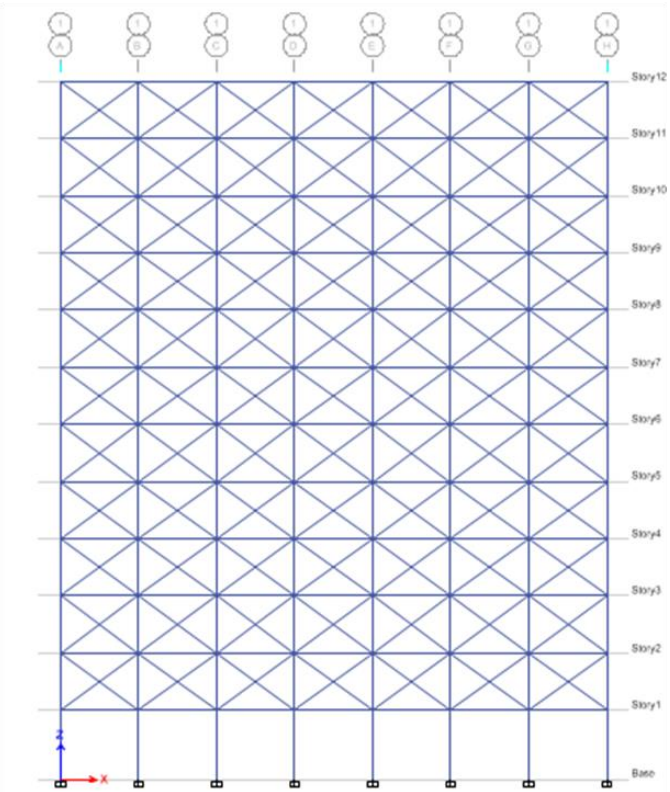

Fig. 4. Elevation of soft storey building with open ground storey



Fig. 6. Elevation of mass irregular building with masonary infill

International Journal of Engineering Applied Sciences and Technology, 2021
Vol. 5, Issue 12, ISSN No. 2455-2143, Pages 112-121
Published Online April 2021 in IJEAST (http://www.ijeast.com)

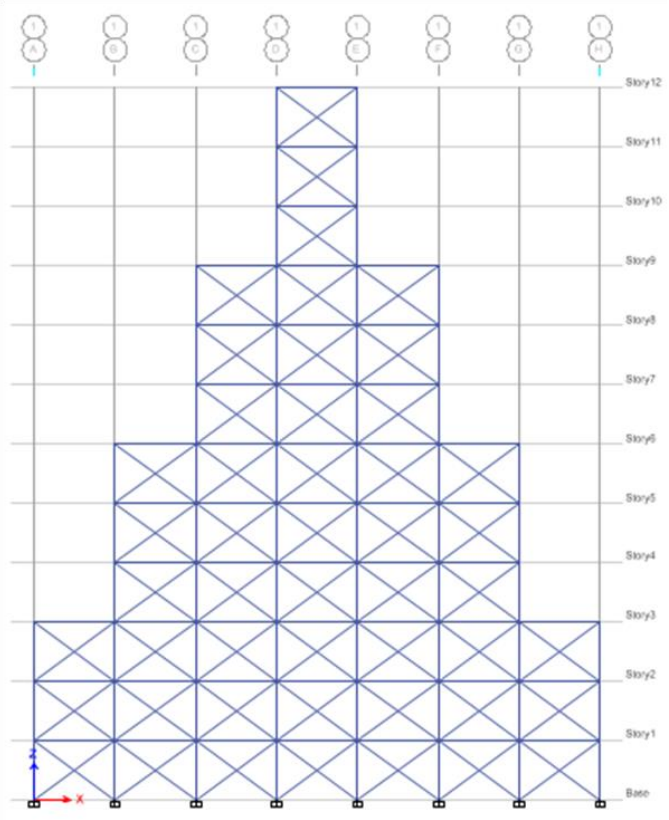

Fig. 7. Elevation of vertical geometric irregular building with masonary infill

3.3 Modelling of masonary infill wall

The modelling of masonary infill wall can be done by using equivalent diagonal strut. The geometric and material properties of the equivalent diagonal strut are required for conventional braced frame analysis to determine the increased stiffness of the infilled frame. The geometric properties are of effective width and thickness of the strut. The thickness and material properties of strut are similar to the infill wall. Many investigators have proposed various approximations for the width of equivalent diagonal strut. Originally proposed by Polyakov (1956) and subsequently developed by many investigators, the width of strut depends on the length of contact between the wall and the columns, αh, and between the wall and beams, αL shown in Fig. 8. The proposed range of contact length is between one-fourth and one-tenth of the length of panel. Holmes (1963) recommended a width of the diagonal strut equal to one-third of the diagonal length of the panel. Stafford smith (1966) developed the formulations for αh and αL on the basis of beam on an elastic foundation. According to IS 1893(Part I): 2016, width of equivalent diagonal strut for URM infill walls without any opening shall be taken as $Wds = 0.175\alpha h^{-0.4}Lds$

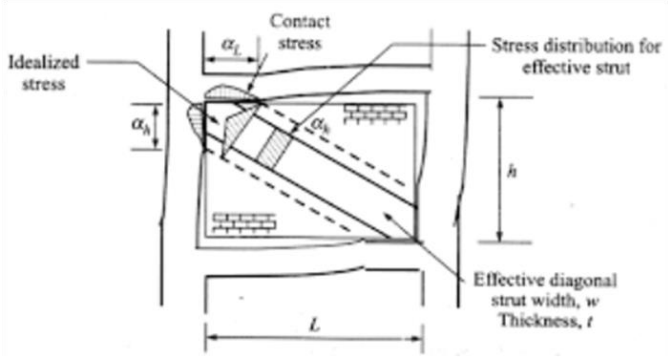

Fig. 8. Equivalent diagonal strut structure

IV. RESULTS & DISCUSSION

Following are the results determined from the analysis:

4.1 Pushover Analysis Result:

4.1.1 Performance Point

Table -1 Performance Point of Base Shear (KN)

Models	push x	push y
Model 1	29019.7	25986
Model 2	37555.6	36370.6
Model 3	39863.9	33485.8
Model 4	40727.3	38875.7
Model 5	34578	35757.3

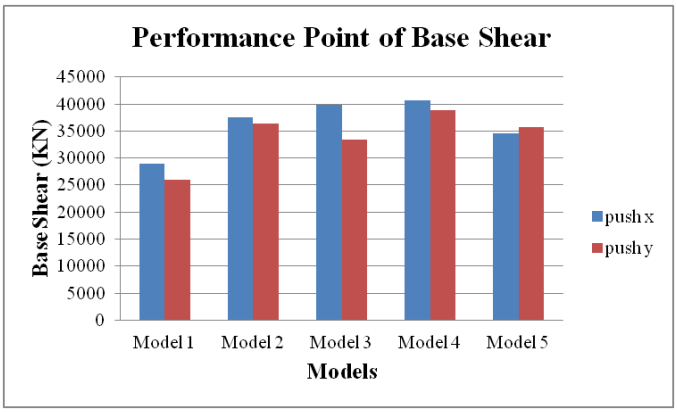

Fig. 9. Comparison of base shear of all models

By the comparison of various models it is observed that the performance point of base shear is more in mass irregular building and less in building with bare frame. The building with higher base shear has more capacity. Thus, mass irregular building has more capacity than other models and the building with bare frame has less capacity.

International Journal of Engineering Applied Sciences and Technology, 2021
Vol. 5, Issue 12, ISSN No. 2455-2143, Pages 112-121
Published Online April 2021 in IJEAST (http://www.ijeast.com)

Table -2 Performance Point of Displacement

Models	push x	push y
Model 1	194.11	231.83
Model 2	165.53	190.87
Model 3	166	174.7
Model 4	169.28	194.58
Model 5	146.79	142.38

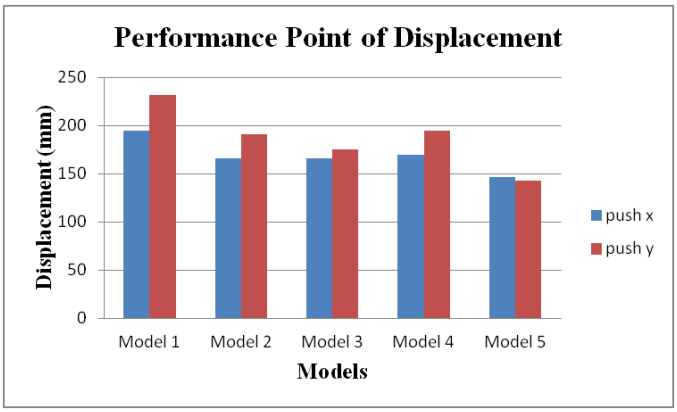

Fig. 10. Comparison of displacement of all models

The performance point of displacement is found more in bare frame building and less in vertical geometric irregular building. Thus, vertical geometric irregular building shows better performance. The building with soft storey has high value of displacement than vertical geometric irregular building and less than other models. Thus, soft storey building also shows good performance.

4.1.2 Maximum Story Displacement

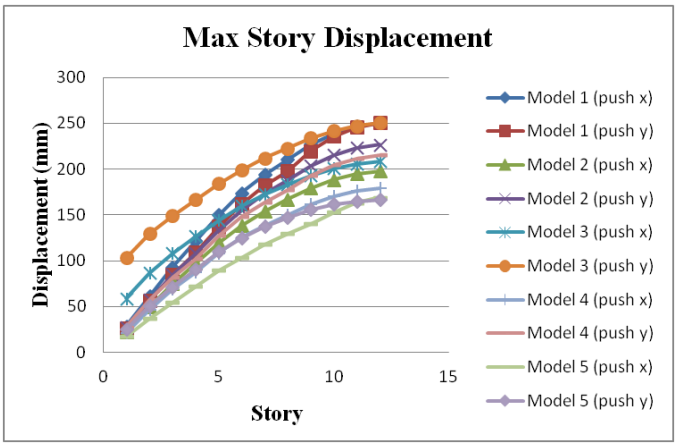

Fig. 11. Comparison of maximum story displacement of all models

From the comparison, it is observed that the maximum story displacement is more in bare frame building in both x and y directions. Vertical geometric irregular building has least value of maximum story displacement among all the models. Thus, it shows better performance.

4.1.3 Maximum Story Drifts

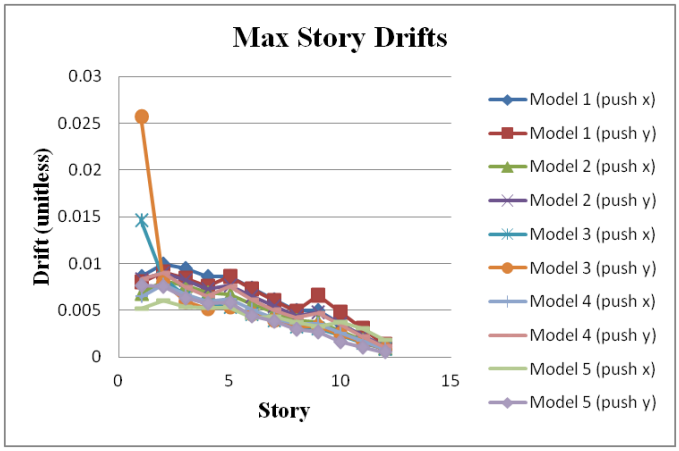

Fig. 12. Comparison of maximum story drifts of all models

Due to the discontinuity in stiffness, strength and mass, there is increase in storey drift for irregular structure. A structure having irregularity gives higher storey drift. Maximum story drifts occurs for soft storey building among all the models. Vertical geometric irregular building has least value of maximum story drifts among all the models.

4.1.4 Story Shears

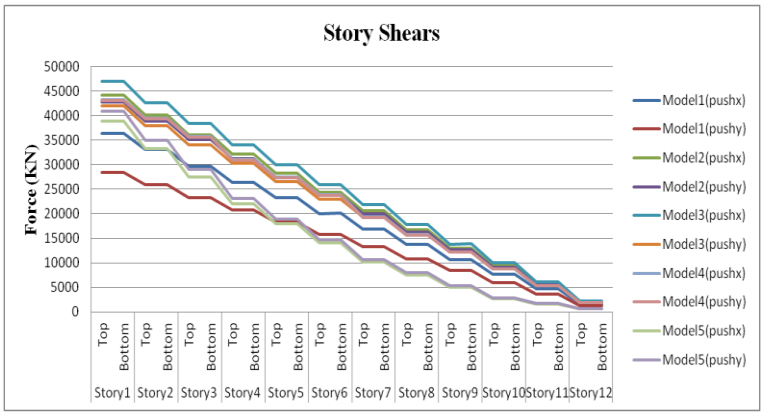

Fig. 13. Comparison of story shears of all models

After comparing the building performance, it is seen that there is increase in storey shear for masonary infilled frame building as compared to the bare frame building. Soft storey building has highest value of storey shear in X direction among all the models. Regular building with bare frame has least value of story shear among all the models in both the directions.

International Journal of Engineering Applied Sciences and Technology, 2021
Vol. 5, Issue 12, ISSN No. 2455-2143, Pages 112-121
Published Online April 2021 in IJEAST (http://www.ijeast.com)

4.1.5 Overturning Moments

Since overturning moments are same in X and Y direction, so only X direction is considered.

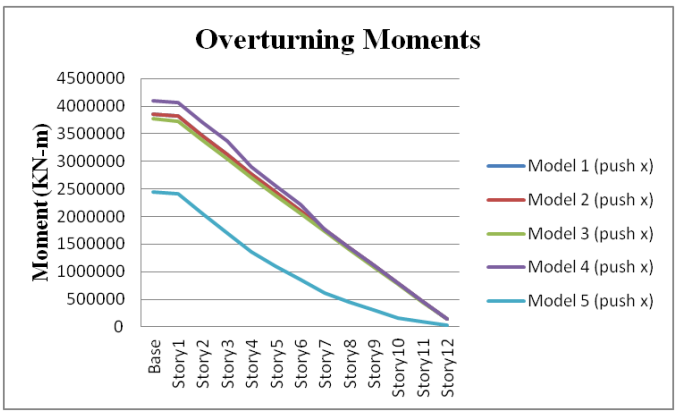

Fig. 14. Comparison of overturning moments of all models

From the comparison, it is observed that the overturning moment is maximum in mass irregular building among all the models and it is minimum in vertical geometric irregular building among all the models.

4.2 Response Spectrum Analysis Result:

4.2.1 Time Period

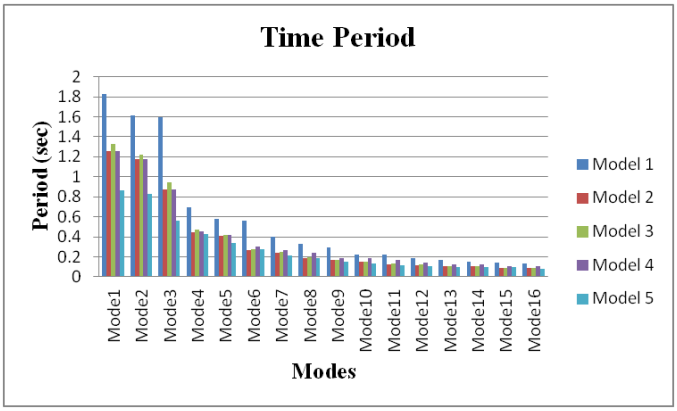

Fig. 15. Comparison of time period of all models

The time period of the structure is depends on the mass and the stiffness characteristics of the structure. Due to presence of infill in models, the stiffness increases with decreasing in time period. The time period is highest in bare frame building among all the models. Vertical geometric irregular building has least value of time period among all the models.

4.2.2 Maximum Story Displacement

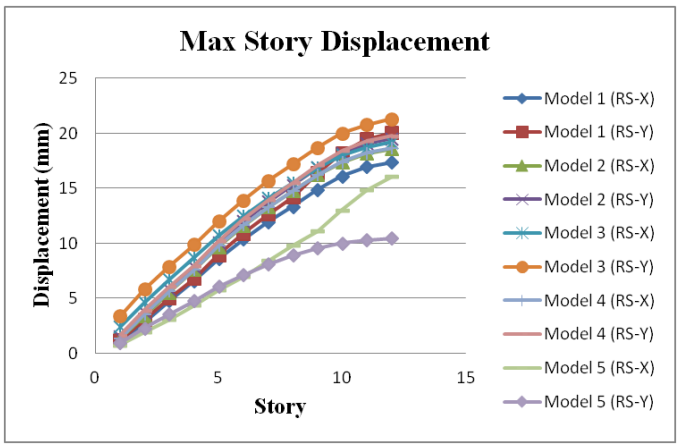

Fig. 16. Comparison of maximum story displacement of all models

From the comparison, it is observed that the soft storey building has maximum story displacement in both X and Y directions. Vertical geometric irregular building has least value of maximum story displacement among all the models in both the directions.

4.2.3 Maximum Story Drifts

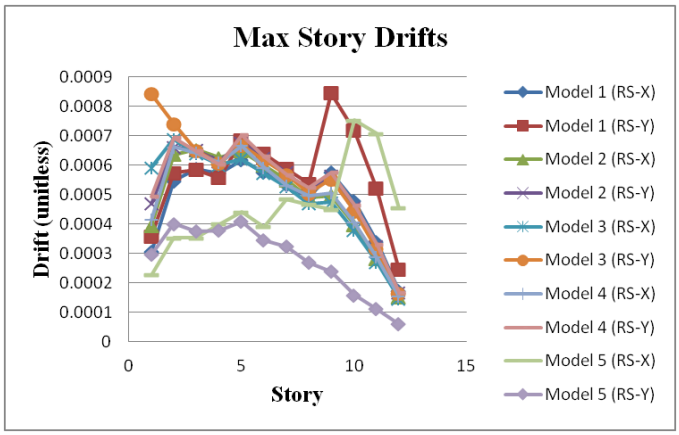

Fig. 17. Comparison of maximum story drifts of all models

From the comparison, maximum story drifts is observed in soft storey building among all the models. Vertical geometric irregular building has least value of maximum story drifts among all the models.

International Journal of Engineering Applied Sciences and Technology, 2021
Vol. 5, Issue 12, ISSN No. 2455-2143, Pages 112-121
Published Online April 2021 in IJEAST (http://www.ijeast.com)

4.2.4 Story Shears

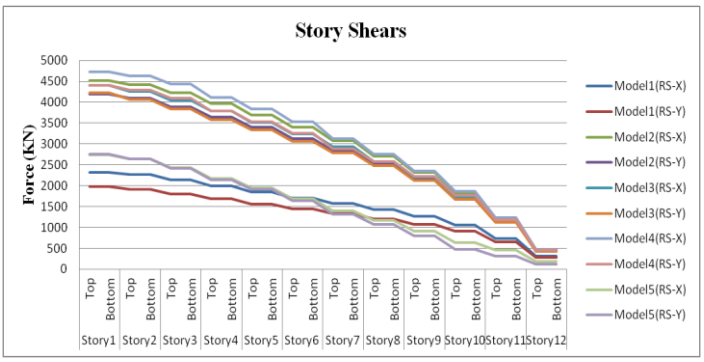

Fig. 18. Comparison of story shears of all models

After comparing the building performance, it is seen that there is increase in storey shear for masonary infilled frame building as compared to the bare frame building. Mass irregular building has highest value of storey shear among all the models and regular building with bare frame has least value of story shear among all the models.

4.2.5 Overturning Moments

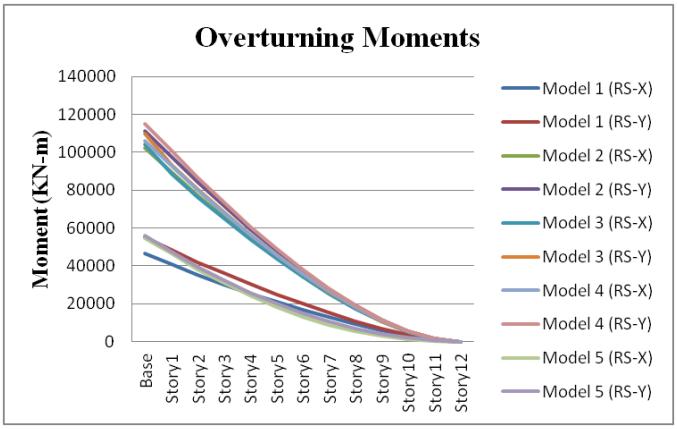

Fig. 19. Comparison of overturning moments of all models

From the comparison, it is observed that the overturning moment is maximum in mass irregular building among all the models and it is minimum in bare frame building among all the models.

V. CONCLUSION & FUTURE SCOPE

5.1 Conclusion

Pushover Analysis

1. The performance point of base shear is highest in mass irregular building and least in bare frame building. The building with higher base shear has more capacity. Thus, mass irregular building has more capacity than other models and bare frame building has less capacity among all the models.
2. The performance point of displacement is highest in bare frame building and least in vertical geometric irregular building. Thus, vertical geometric irregular building shows better performance. The building with soft storey also has less value of displacement. Thus, soft storey building also shows good performance.
3. The maximum story displacement occurs in bare frame building in both X and Y directions. Vertical geometric irregular building has least value of maximum story displacement among all the models. Thus, it shows better performance.
4. Maximum story drifts occurs for soft storey building among all the models. Vertical geometric irregular building has least value of maximum story drifts among all the models.
5. After comparing the building performance, it is seen that there is increase in storey shear for masonary infilled frame building as compared to the bare frame building. Soft storey building has highest value of storey shear in X direction among all the models. Regular building with bare frame has least value of story shear among all the models in both the directions.
6. The overturning moment is maximum in mass irregular building among all the models and it is minimum in vertical geometric irregular building among all the models.

Response Spectrum Analysis

1. Due to presence of infill in models, the stiffness increases with decreasing in time period. The time period is highest in bare frame building among all the models. Vertical geometric irregular building has least value of time period among all the models.
2. From the comparison, it is observed that the soft storey building has maximum story displacement in both X and Y directions. Vertical geometric irregular building has least value of maximum story displacement among all the models in both the directions.
3. From the comparison, maximum story drifts is observed in soft storey building among all the models. Vertical geometric irregular building has least value of maximum story drifts among all the models.
4. From the comparison, it is observed that the mass irregular building has highest value of storey shear among all the models and regular building with bare frame has least value of story shear among all the models.
5. The overturning moment is maximum in mass irregular building among all the models and it is minimum in bare frame building among all the models.

From the analysis results, it has been concluded as follows:

- Vertical geometric irregular building shows better performance under seismic loading and bare frame building shows inferior performance.
- The performance of masonary infilled frame building is better than bare frame building.
- The infill walls reduce displacements, time period and increases base shear. So it is essential to consider the effect of masonry infill for the seismic evaluation of moment resisting reinforced concrete frame.

5.2 Future Scope

1. In the present study moderate seismic zone is considered for the analysis, further study can be carried out for high seismic zones.
2. Similar studies can be carried out for different infills such as shear wall.

VI. REFERENCE

[1] Agrawal, P. and Shrikhande, M. (2015). "Earthquake Resistant Design of Structures", Delhi: Rajkamal Electric Press.

[2] Anwaruddin, M. D., Akberuddin, M. D., Zameeruddin, M. D., & Saleemuddin, M. D. (2013). "Pushover Analysis of Medium Rise Multi-Story RCC Frame With and Without Vertical Irregularity". International Journal of Engineering Research and Applications, (pp. 540-546).

[3] Athanassiadou, C. J. (2007). "Seismic Performance of R/C Plane Frames Irregular in Elevation". Engineering Structures, (pp. 1250-1261).

[4] Baghi, H., Oliveira, A., Valenca, J., Cavaco, E., Neves, L., & Julio, E. (2018). "Behavior of Reinforced Concrete Frame With Masonry Infill Wall Subjected to Vertical Load". Engineering Structures, (pp. 476-487).

[5] Bari, M. A., & Abdulla, S. (2016). "Linear and Non Linear (Pushover) Analysis of An Irregular Shape Multistorey Building with Different Shear Wall Position". International Journal of Engineering Research & Technology, (pp. 468-475).

[6] Chandrahas, B. L., & Raju, P. P. (2017). "Behaviour of Soft Storey RC Framed Building Under Seismic Loading". International Journal of Civil Engineering and Technology, (pp. 265-277).

[7] Choudhary, M. S., Arfath, S., Ahmed, M. M., & Pasha, N. (2018). "Comparative Study on Seismic Analysis of Multi Storey Building Having Diaphragm Discontinuity Using Etabs". International Journal of Research in Advent Technology, (pp. 912-918).

[8] Cimellaro, G. P., Giovine, T., & Garcia, D. L. (2014). "Bidirectional Pushover Analysis of Irregular Structures". Journal of Structural Engineering, vol. 140.

[9] Criteria for Earthquake Resistance Design of Structures, IS 1893:2016(1), Bureau of Indian Standards, New Delhi.

[10] Ductile Design and Detailing of Reinforced Concrete Structures Subjected to Seismic Forces- Code of Practice, IS 13920:2016, Bureau of Indian Standards, New Delhi.

[11] Farhan, M. A. A., & Bommisetty, J. (2019). "Seismic Analysis of Multistoried RCC Buildings Regular and Irregular in Plan". International Journal of Engineering Research & Technology, (pp. 115-121).

[12] Firoj, M., & Singh, S. K. (2018). "Response Spectrum Analysis for Irregular Multi-Storey Structure in Seismic Zone V". In 16th Symposium on Earthquake Engineering, IIT Roorkee, India.

[13] Hassaballa, A. E., Adam, F. M., & Ismaeil, M. A. (2013). "Seismic Analysis of a Reinforced Concrete Building by Response Spectrum Method". IOSR Journal of Engineering, (pp. 1-9).

[14] Improvement of Nonlinear Static Seismic Analysis Procedures, FEMA 440 Applied Technology Council, Redwood City, California.

[15] Irfan, M. D., Reddy, S., & Mythili, K. (2014). "Evaluation of Seismic Response of Symmetric and Asymmetric Multistoried Buildings". International Journal of Science Engineering and Advance Technology, (pp. 505-509).

[16] Mahdi, T., & Bahreini, V. (2013). "Seismic Response of Asymmetrical Infilled Concrete Frames". Procedia Engineering, (pp. 341-352).

[17] Manju, G. (2014). "Dynamic Analysis of Infills on R.C Framed Structures". International Journal of Innovative Research in Science, Engineering and Technology, (pp. 16150-16158).

[18] Oinam, R. M., Sugumar, R., & Sahoo, D. R. (2017). "A Comparative Study of Seismic Performance of RC Frames with Masonry Infills". Procedia Engineering, (pp. 1784-1791).

[19] Patel, C., Patel, P., & Thaker, G. (2018). "Pushover Analysis of High Rise RCC Building with Vertical Irregularities". International Journal of Advance Engineering and Research Development, (pp. 13-19).

[20] Pathi, N. L., Guruprasad, T. N., Dharmesh, N., & Madhusudhana, Y. B. (2015). "Static Linear and Non-Linear (Pushover) Analysis of Multi Storey RC Frame with and without Vertical Irregularities". International Journal for Scientific Research & Development, (pp. 245-250).

[21] Prakash, T. M., Kumar, B. G. N., Punith, N., & Mallamma (2017). "Seismic Analysis of Multi-Storeyed Building Having Vertical Irregularities Using Pushover Analysis". International Journal of Innovative Research in Science, Engineering and Technology, (pp. 9340-9347).

[22] Prestandard and Commentary for the Seismic Rehabilitation of Buildings, FEMA 356 American Society of Civil Engineers, Virginia.

[23] Sadjadi, R., Kianoush, M. R., & Talebi, S. (2007). "Seismic Performance of Reinforced Concrete Moment Resisting Frames". Engineering Structures, (pp. 2365-2380).

[24] Seismic Evaluation and Retrofit of Concrete Buildings, Volume 1 ATC-40, Applied Technology Council, Redwood City California.

[25] Shrivastava, D., & Bhaduria, S. S. (2017). "Analysis of Multi-Storey RCC Frames of Regular and Irregular Plan Configuration using Response Spectrum Method". SSRG International Journal of Civil Engineering, (pp. 70-78).

[26] Srimukha, K., & Bantupalli, R. (2016). "Pushover Analysis of Multi-Storey RCC Frame with and without Vertical Irregularities". International Journal of Engineering and Management Research, (pp. 20-25).

[27] Tidke, K., & Jangave, S. (2016). "Seismic Analysis of Building with and without Infill Wall". International Journal of Innovative Research in Science, Engineering and Technology, (pp. 12646-12652).

[28] Totiger, K., & Bastwadkar, M. (2020). "Comparative Study of Static and Dynamic Method of Seismic Analysis of RCC Multistoried Building". International Research Journal of Engineering and Technology, (pp. 1939-1943).

[29] Tsige, G. Z., & Zekaria, A. (2018). "Seismic Performance of Reinforced Concrete Buildings with Masonry Infill". American Journal of Civil Engineering, (pp. 24-33).

[30] Wakchaure, M. R., & Ped, S. P. (2012). "Earthquake Analysis of High Rise Building with and without Infilled Walls". International Journal of Engineering and Innovative Technology, (pp. 89-94).

IJEAST

INTERNATIONAL JOURNAL OF ENGINEERING APPLIED SCIENCE AND TECHNOLOGY

AUTHORS

Ashutosh Shrivastava

Rajesh Chaturvedi

ABOUT IJEAST

International journal of Engineering Applied Science and Technology (IJEAST) is a peer-reviewed, open access journal that publishes high - quality research paper in the field of Engineering, Applied Science and Technology.

IJEAST aims to provide a platform for researchers, academicians, and professionals to share their innovative ideas, research findings, and practical experiences with the global scientific community.

JOURNAL METRICS

H-INDEX	i10-INDEX	IJEAST CITATIONS	PEER-REVIEWED & OPEN ACCESS
33	154	9,647 (IJEAST CITATIONS)	PUBLISHED MONTHLY

PEER REVIEWED

All submission are rigorously peer reviewed to ensure quality.

AUTHORS ARE OUR PRIORITY

We value our authors and recognize their contribution to the advancement of research and knowledge.

OPEN ACCESS

Free and unrestricted access to research for all.

GLOBAL REACH

Connecting researchers and professionals worldwide.

TIMELY PUBLICATION

We ensure a swift and efficient publication process.

For more information, visit our website
www.ijeast.com

editor@ijeast.com

www.ijeast.com

India

2455-2143