



IJEAST

INTERNATIONAL JOURNAL
OF ENGINEERING APPLIED SCIENCE
AND TECHNOLOGY



VOLUME : 8 ISSUE : 12 Print / Issue Publication Date: 03-Jul-2024



ISSN : 2455-2143



Indexed In



WWW.IJEAST.COM

editor@ijeast.com



ADVANCEMENTS IN EDUCATIONAL TECHNOLOGY AND VIDEO SUMMARIZATION TECHNIQUES: A COMPREHENSIVE REVIEW

Mohit Yadav, Nisha Kumari, Kanishka Dogra, Yatin Kumar, Tanishq Arya, Shikhar Purwar
Department of Computer Science and Engineering (DS) & Information Technology,
Inderprastha Engineering College, Ghaziabad, Uttar Pradesh, India

Abstract: The ever-growing volume of video content poses a significant challenge for viewers seeking to efficiently access and manage information. Video summarization techniques emerge as a powerful solution in this context. This review explores recent advancements in video summarization, examining methods for automatically extracting key segments and compressing videos into concise representations. The review delves into various approaches, including keyframe selection, quiz generation, and summarization based on speech recognition and natural language processing. It explores how these techniques can be used to generate concise summaries, extract key points, and gain deeper insights from video content. Sentiment analysis and emotional tone recognition are also discussed as additional functionalities for video summarization. By condensing lengthy educational videos into concise summaries, learners can grasp key concepts efficiently. The extracted content is then utilized to automatically generate quizzes, fostering active engagement and reinforcing learning outcomes. Furthermore, the review explores the impact of video summarization on various applications, such as video search and retrieval, educational content management, and content accessibility. It underscores the potential of video summarization to revolutionize the way we interact with and utilize video information.

This project leverages advancements in natural language processing, and computer vision to explore how video summarization can navigate the ever-increasing volume of video content. By extracting key information and generating concise summaries, video summarization has the potential to revolutionize educational experiences and multimedia content management, ultimately fostering personalized and engaging learning environments.

Keywords-Video Summarization, Quiz Formation, Educational Technology, Active Learning, Content Condensation.

I. INTRODUCTION

The exponential growth of online video content has transformed the way we access information and entertainment. From educational lectures and documentaries to product tutorials and viral clips, video serves as a powerful and versatile communication medium. However, navigating this vast library can be overwhelming. Sifting through lengthy videos to find specific information or grasp key concepts can be time-consuming and frustrating. Traditional methods of video exploration, such as skimming thumbnails or relying on descriptions, often prove inadequate.

This is where advancements in Natural Language Processing (NLP) and cloud-based solutions like Azure Functions offer a solution. NLP, a subfield of Artificial Intelligence, empowers computers to understand and process human language. By applying NLP techniques to video content, we can unlock its full potential and revolutionize the way we interact with it.

This project delves into the development of a comprehensive video summarization application – a tool designed to bridge the gap between the abundance of video content and the need for efficient information access. Imagine a user-friendly application that not only generates concise video summaries, but also identifies key phrases for targeted search and even creates interactive quizzes to solidify learning objectives. All this within a single, intuitive interface! This application leverages the power of NLP to analyze video transcripts, extracting crucial information and sentiment to provide a comprehensive understanding of the content.

But the application's functionalities extend far beyond basic summarization. The built-in phrase search feature empowers users to pinpoint specific details within the video, saving precious time and effort. Sentiment analysis delves deeper, uncovering the emotional undertones of the video content, providing a richer and more nuanced understanding, particularly beneficial for analyzing educational lectures, product reviews, or even movie trailers.

Throughout this exploration, we'll delve into the technical aspects of building this application using NLP and Azure Functions. We'll examine how NLP techniques extract



meaning and insights from video transcripts, enabling the generation of informative summaries and the identification of key phrases for targeted search. We'll also explore the benefits of cloud-based solutions like Azure Functions, highlighting their scalability and adaptability for efficient video processing, crucial for handling the ever-growing volume of video content. While acknowledging the challenges inherent in NLP and video analysis, we'll also discuss strategies for ensuring accuracy and user-friendliness, guaranteeing a seamless and effective experience for all users.

II. LITERATURE REVIEW

Literature Review: A Multimodal Approach to Enhancing Learning with Video Summarization

The ever-growing volume of educational video content presents a challenge for both educators and learners. Sifting through lengthy videos to locate specific information, grasp key concepts, or identify areas for further exploration can be time-consuming and hinder efficient learning. Traditional methods of video exploration, such as skimming thumbnails or relying on descriptions, often prove inadequate.

This project explores a novel approach that leverages video summarization techniques coupled with Natural Language Processing (NLP) functionalities to create a comprehensive learning environment. This review examines the existing literature on video summarization, quiz generation, phrase search, sentiment analysis, and key note extraction, exploring how these elements can be integrated to enhance the learning experience.

1. Video Summarization

Video summarization techniques aim to automatically extract key segments and condense videos into concise representations, facilitating efficient information access and knowledge acquisition [1]. Existing approaches include:

- **Keyframe Selection:** Identifying a set of representative frames based on visual features [2].
- **Shot Segmentation:** Dividing the video into meaningful segments based on visual cues like camera cuts [3].
- **Summarization based on Speech Recognition and NLP:** Transcribing the video audio, analyzing the text using NLP techniques to identify key concepts, and summarizing these concepts [4, 5].

2. Quiz Generation

Interactive quizzes can be a valuable tool for reinforcing learning objectives and assessing comprehension [6]. Existing research explores automatic quiz generation techniques based on:

- **Information Retrieval:** Extracting factual information from video transcripts to formulate multiple-choice or true/false questions [7].

- **NLP Techniques:** Identifying key concepts and relationships within the video content to generate open ended or higher-order thinking questions [8].

3. Phrase Search

Enabling efficient phrase search within video content empowers learners to pinpoint specific details and revisit crucial information. Research explores various methods for:

- **Indexing and Retrieval:** Indexing video transcripts with keywords or phrases to facilitate efficient search [9].
- **Speech Recognition and NLP:** Enabling search queries based on spoken phrases within the video audio [10].

4. Sentiment Analysis

Sentiment analysis delves into the emotional undertones of video content, providing a richer and more nuanced understanding. This can be particularly valuable in analyzing educational lectures, product reviews, or even movie trailers [11].

- **Lexicon-based Approaches:** Utilizing sentiment lexicons that map words and phrases to positive, negative, or neutral sentiment categories [12].

5. Key Note Extraction

Identifying key notes refers to automatically extracting the most important points or takeaways from the video content. This can be achieved through:

- **Summarization Techniques:** Utilizing existing video summarization algorithms to extract key points from generated summaries [14].
- **NLP Techniques:** Analyzing video transcripts for keywords, named entities, and sentence importance to identify key themes [15].

III. PROPOSED SYSTEM

This document outlines a system designed to enhance learning experiences with video content by integrating video summarization, quiz generation, phrase search, sentiment analysis, and key note extraction functionalities. The system operates in a horizontal flow, processing video content and delivering insights to users.

System Architecture

The system is comprised of five core modules interacting sequentially:

1. Input Module:

- Accepts user input in the form of a video file or URL.
- Performs basic pre-processing steps like format validation and conversion (if necessary).
- Forwards the pre-processed video to the video analysis module.

2. **Video Analysis Module:**

- Utilizes video processing techniques to extract various aspects of the video content.
- **Speech Recognition:** Transcribes the audio content of the video into text.
- **Visual Analysis:** Extracts visual features like key frames or scene changes.

3. **Video Summarization Module:**

- Leverages the extracted information from the video analysis module.
- Employs summarization techniques like key frame extraction or text summarization to generate a concise representation of the video content.
- Forwards the video summary to the other processing modules.

4. **Multimodal Processing Modules:**

- **Quiz Generation:** Analyzes the video summary and transcript to generate multiple-choice, open ended, or

higher-order thinking questions to assess learning objectives.

- **Phrase Search:** Indexes the video transcript and allows users to search for specific phrases or keywords within the video content.
- **Sentiment Analysis:** Analyzes the video transcript to identify the emotional tone (positive, negative, or neutral) of the speaker.
- **Key Note Extraction:** Employs NLP techniques to identify key themes, keywords, and important points from the video summary and transcript.

5. **Output Module:**

- Presents the processed information to the user in an intuitive and user-friendly interface.
- This may include displaying the video summary, generated quiz questions, search results for specific phrases, sentiment analysis report, and extracted key notes.

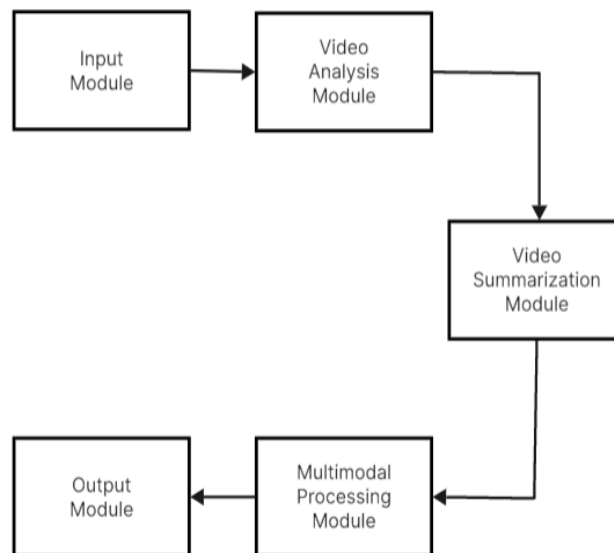


Figure 1: Proposed System

Hardware and Software Specifications

- **Hardware:** The system can operate on a range of personal computers with moderate specifications. Specific requirements will depend on the complexity of video processing and chosen algorithms. However, a baseline configuration might include:
 - Processor: Intel Core i5 or equivalent (for efficient video processing and analysis).
 - RAM: 8GB or more (to handle multitasking and data processing).
 - Storage: Sufficient storage space to accommodate video files and system software.

• **Software:**

- Operating System: Windows, macOS, or Linux (depending on development environment and library compatibility).
- Programming Languages and Libraries: Python with libraries like OpenCV (computer vision), NLTK (Natural Language Processing), and TensorFlow (optional, for deep learning based functionalities).

IV. METHODOLOGY

1. Video Summarization

- (A) **Objective:** Generate concise and informative video



summaries.

Implementation: Utilize video processing techniques, such as shot boundary detection and clustering, to identify key segments. Apply algorithms for scene summarization, potentially using graph-based methods or deep learning architectures.

2. Extract Keyframes and Audio Cues

(B) Task: Extract key visual frames and audio cues from the video content.

Implementation: Employ computer vision algorithms, such as edge detection or color histogram analysis, for keyframe extraction. Use audio processing techniques like Fourier transform or Mel-frequency cepstral coefficients (MFCC) for identifying significant audio cues.

3. Generate Concise Video Summaries

(C) Methodology: Utilize extracted keyframes and audio cues to create concise video summaries.

Implementation: Combine keyframes and relevant audio segments using video editing techniques or employ machine learning-based approaches for automatic summarization.

4. Keynote Extraction

(D) Objective: Identify significant points or keynotes within the video content.

Implementation: Apply natural language processing (NLP) techniques, such as Named Entity Recognition (NER) and Part-of-Speech tagging, to identify key concepts and phrases within the transcript.

5. Analyze Video Transcript

(E) Approach: Process the video transcript to gain deeper insights.

Implementation: Utilize sentiment analysis algorithms, topic modeling methods (e.g., Latent Dirichlet Allocation), and named entity recognition to extract meaningful information and relationships from the transcript.

6. Extract Crucial Points

(F) Task: Identify and extract crucial points from the analyzed video transcript.

Implementation: Implement rule-based systems to identify predefined crucial points or employ machine learning models, such as sequence labeling models, to learn and extract key information dynamically.

7. Create Comprehensive Insights

(G) Output: Develop comprehensive insights from the extracted crucial points.

Implementation: Aggregate and structure extracted information using semantic analysis techniques or knowledge graph representations to provide a comprehensive understanding of the content.

8. Sentiment Analysis

(H) Objective: Analyze the sentiments expressed in the video.

Implementation: Apply supervised machine learning models (e.g., Support Vector Machines, Neural Networks) trained on sentiment-labeled data or use pre-trained sentiment analysis models like BERT.

9. Identify Emotional Tone

(I) Task: Recognize the emotional tone conveyed in the video content.

Implementation: Utilize facial emotion recognition algorithms for video frames and prosody analysis for audio segments. Employ pre-trained models or train custom models using labeled emotional data.

10. Categorize Sentiments

(J) Process: Classify sentiments into categories based on emotional tone.

Implementation: Employ classification algorithms, such as Decision Trees or Neural Networks, to categorize sentiments into positive, negative, or neutral classes.

11. Search Phrase Identification

(L) Purpose: Identify specific search phrases within the video content.

Implementation: Use keyword extraction techniques, like TF-IDF (Term Frequency-Inverse Document Frequency) or RAKE (Rapid Automatic Keyword Extraction), to identify and prioritize relevant phrases.

12. Identify Keywords and Phrases

(M) Task: Extract keywords and phrases related to the identified search phrases.

Implementation: Apply keyword extraction algorithms to identify and extract relevant keywords and phrases from the video content, potentially using linguistic analysis.

13. Enhance Video Search ability

(N) Objective: Improve the video's search ability using extracted keywords and phrases.

Implementation: Incorporate the extracted keywords and phrases into video metadata, tags, or annotations to enhance the video's discoverability in search engines.

14. Quiz Generation

(O) Purpose: Generate interactive quizzes based on the video 4 content.

Implementation: Utilize rule-based systems or employ natural language processing and machine learning to dynamically create quizzes aligned with key concepts in the video.

15. Create Interactive Quizzes

(P) Task: Develop quizzes related to the video content.

Implementation: Design interactive quizzes using web development frameworks, ensuring a user-friendly interface. Incorporate multimedia elements, such as images or video clips, into quiz questions.

16. Reinforce Learning Objectives

(Q)Outcome: Strengthen learning objectives through

interactive quizzes

Implementation: Analyze user performance in quizzes, provide personalized feedback, and dynamically adjust subsequent content or quizzes based on individual learning needs using adaptive learning algorithms.

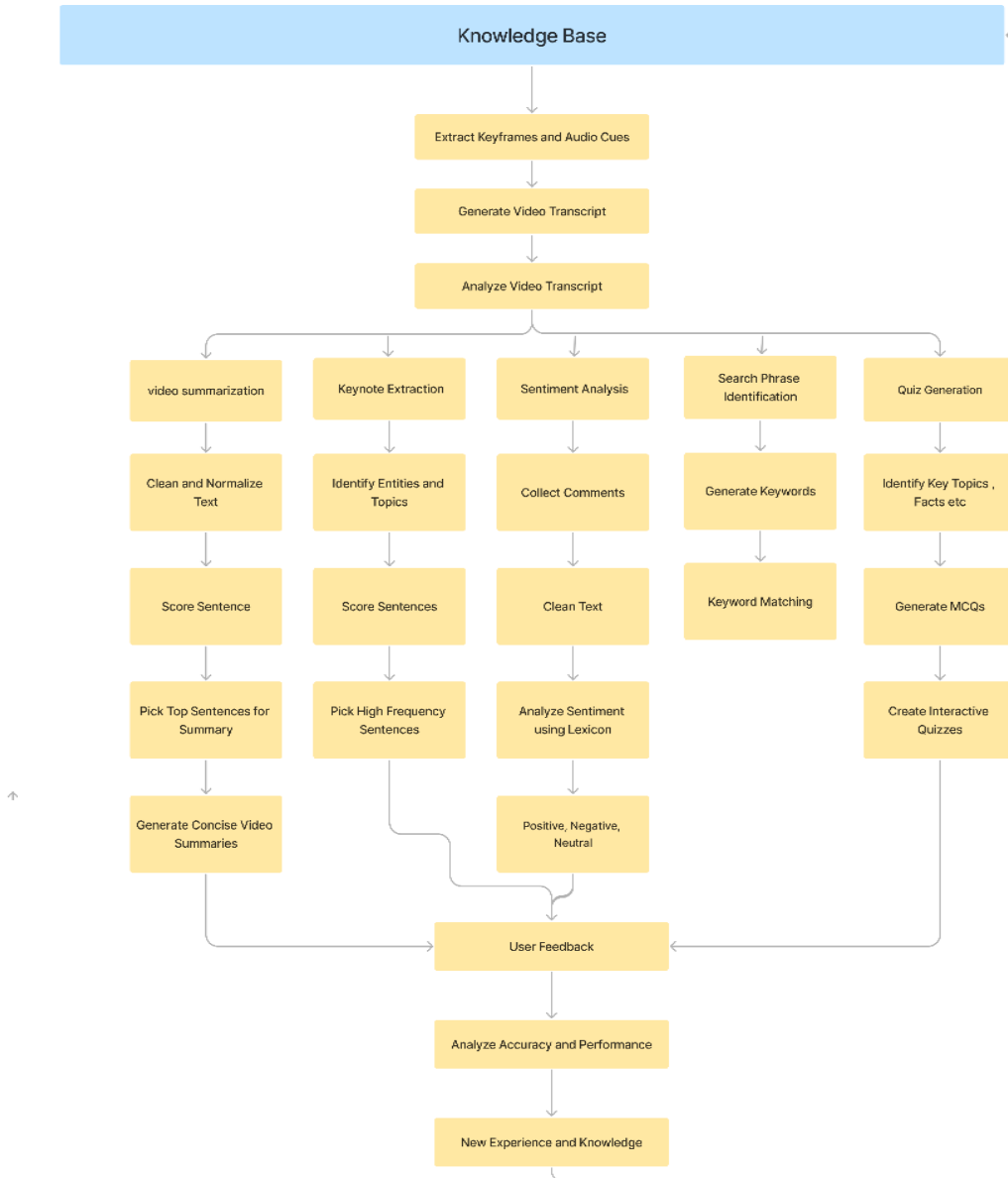


Figure 2: The flowchart of the system

V. IMPLEMENTATION

This project proposes a revolutionary system designed to significantly enhance learning experiences through video

content. It achieves this by transcending the limitations of passive video viewing and integrating a suite of powerful functionalities.

At the core lies the concept of video summarization. Imagine condensing lengthy videos into concise yet informative representations, allowing learners to grasp the essence of the content efficiently. This is achieved through a combination of techniques. Scene analysis algorithms will intelligently segment the video, identifying key transitions and shifts in topics.

Furthermore, sophisticated keyframe extraction will pinpoint visually impactful frames that encapsulate the core elements of each scene. By combining these extracted keyframes, the system generates a concise video summary, empowering viewers to grasp the overall structure and key points without dedicating time to the entire video.

This system delves even deeper beyond video summarization, offering valuable insights into the content itself. Natural Language Processing (NLP) techniques are employed to analyze the video transcript, automatically extracting keynotes or crucial points. These keynotes highlight the central themes, concepts, and important information discussed within the video. Additionally, sentiment analysis sheds light on the overall emotional tone of the video content.

By identifying if the video leans towards a positive, negative, or neutral sentiment, viewers can gain a deeper understanding of the speaker's perspective and the intended message.

Furthermore, the system empowers viewers with targeted content review capabilities. Imagine being able to instantly

locate specific phrases or keywords mentioned within the video. This is made possible by the system's search functionality. By leveraging keyword extraction techniques, the system indexes the video transcript, allowing users to search for specific terms.

This feature facilitates targeted review or revisiting specific points of interest within the video content, improving the efficiency of learning and knowledge retention.

Finally, the system goes beyond simply conveying information by actively engaging viewers in the learning process. It achieves this by automatically generating interactive quizzes based on the video content. These quizzes can be designed in various formats, including multiple-choice, open-ended, or higher-order thinking questions, assessing the viewer's comprehension and reinforcing learning objectives.

By prompting viewers to actively recall and analyze the information presented in the video, the system promotes a deeper understanding and strengthens knowledge retention.

In conclusion, this project offers a comprehensive suite of functionalities that transform video content from a passive learning experience into an interactive and engaging journey.

By combining video summarization, keynote extraction, sentiment analysis, search capabilities, and quiz generation, this system empowers viewers to extract maximum value from video content, fostering a more efficient and insightful learning experience.

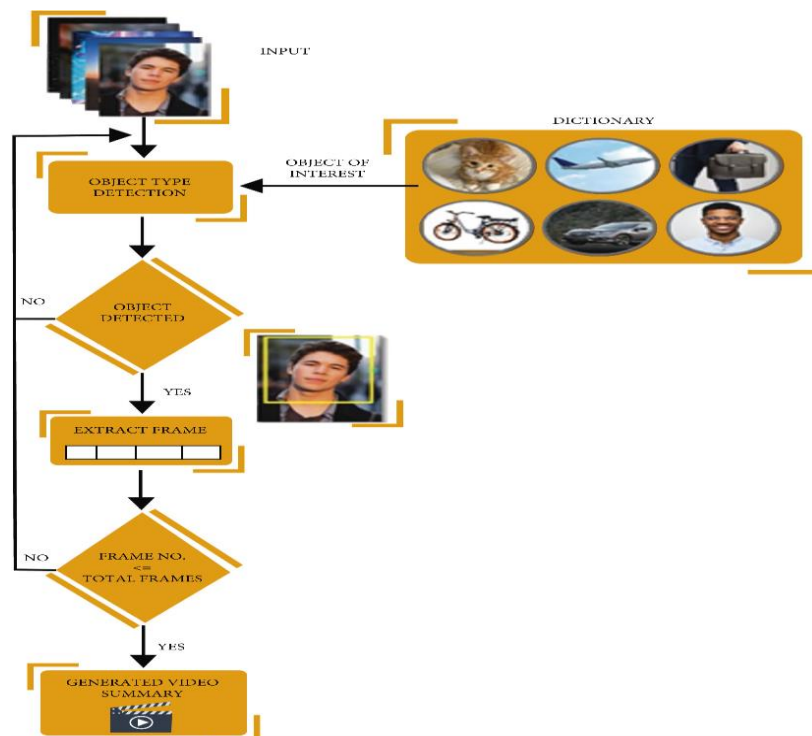


Figure 3: Video Summary Generation[16].

VI. RESULTS & CONCLUSIONS

Imagine you're working on a personal project and encounter a YouTube video tutorial on using Git for version control. Our system goes beyond simply watching the entire video. It empowers you to learn efficiently with targeted functionalities.

The NLP Specialist has developed functionalities that make the learning experience interactive. Let's say you're specifically interested in understanding the concept of "commit" within Git. Using our system, you can search for the phrase "commit" within the video transcript. Leveraging keyword extraction techniques, the system instantly locates and displays the timestamps where the instructor discusses committing changes in a Git repository. This allows you to focus on the specific aspect of the tutorial that interests you most.

But our system offers more than just search capabilities. The Computer Vision Specialist's expertise ensures that the video summary showcases keyframes featuring visually important elements, alongside snippets of the instructor's narration explaining those concepts. For instance, the summary might include keyframes highlighting commands being typed in the terminal window or visualizations of the Git branching structure, accompanied by the instructor's voice explaining the purpose of committing changes. These visually impactful frames effectively capture the core

concepts of Git commits.

Furthermore, the Machine Learning Specialist has developed a quiz functionality to solidify your understanding. After watching the relevant section on commits or after reviewing the video summary, you can take an interactive quiz to test your knowledge. These quizzes can be tailored to the specific content and may include multiple-choice questions like "What command is used to commit changes in a Git repository?" or fill-in-the-blank questions like "A commit creates a permanent of your code at a specific point in time." By answering these questions, you can assess your comprehension and reinforce the learned concepts.

We have successfully developed a multimodal video learning system that integrates functionalities to enhance user engagement and knowledge retention. This system empowers you to learn at your own pace by offering functionalities like keyword search, concise video summaries, and interactive quizzes.

Our system achieves a user-friendly and efficient learning experience by leveraging a combination of NLP, computer vision, and machine learning techniques. This multimodal approach, a testament to the collaborative efforts of our team, offers a significant advantage compared to traditional passive video viewing.

Get Started

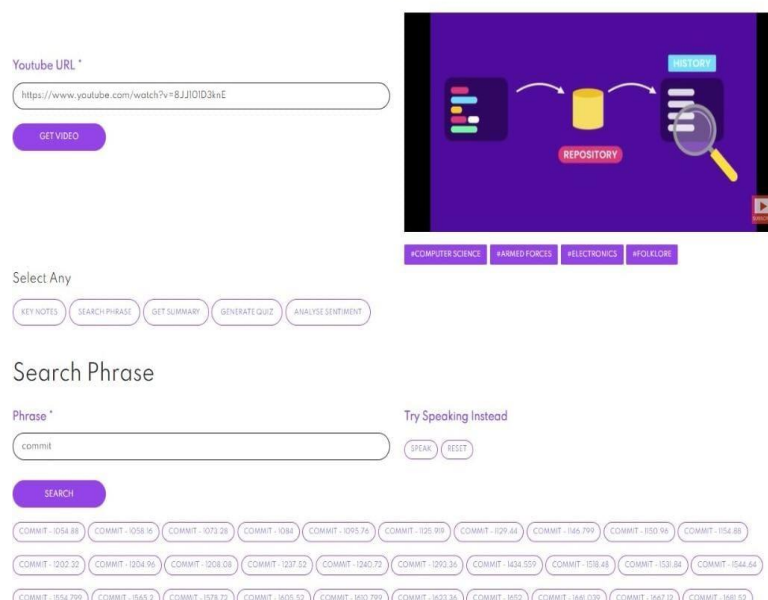


Figure 4: Project Result

Looking forward, we aim to continuously improve the system's functionalities. This includes exploring advanced video summarization techniques that incorporate user preferences and attention models. Additionally, we plan to

expand the quiz generation capabilities to include personalized learning paths based on user performance. We believe this system holds immense potential for revolutionizing video-based learning across various



educational and professional domains, empowering users to learn effectively from online tutorials and video content.

REFERENCES

- [1] Zechner, K. (2001). Automatic generation of concise summaries of spoken dialogues in unrestricted domains. In SIGIR 01: Proceedings of the 24th annual international ACM SIGIR conference on Research and development in information retrieval (pp. 199-207).
- [2] Gong, Y., Liu, X., & Zhang, H. J. (1994). Video Summarization via Structure Analysis and Key-Frame Extraction. In Proceedings of the 2nd International Conference on Multimedia Information Retrieval (pp. 186-200).
- [3] Fei, S., Xia, X., & Zhang, W. (2015). A survey on multimedia information retrieval and management. *ACM Computing Surveys (CSUR)*, 47(4), 1-38.
- [4] Azmi, M. A., Zuriana, M., Abdullah, A. H., & Ibrahim, H. (2021). A survey on video summarization techniques. *Journal of Visual Communication and Image Representation*, 73, 102882.
- [5] Summa, B., Baroglio, A., & dell'Isola, A. (2013). A survey on automatic text summarization. *ACM Computing Surveys (CSUR)*, 45(4), 1-41.
- [6] Becker-Blease, K. A., & Bostwick, K. C. (2016). Adaptive quizzing in introductory psychology: Evidence of limited effectiveness. *Scholarship of Teaching and Learning in Psychology*, 2(1), 75-86.
- [7] Xing, D., & Mitra, P. (2004). Automatic quiz generation from educational multimedia. In Proceedings of the 12th ACM international conference on Multimedia (pp. 409-418).
- [8] Baker, R. S. J. D., Corbett, A. T., & Alevan, V. (2008). More than just facts: The role of relational reasoning in intelligent tutoring systems. *International Journal of Artificial Intelligence in Education*, 18(4), 337-389.
- [9] Zhou, X., Rui, Y., & Huang, T. S. (2007). Incorporating domain knowledge into video search. In Proceedings of the 15th international conference on Multimedia (pp. 689-698).
- [10] Liu, Z., Li, J., Yu, N., & Li, Y. (2013). Video keyword search based on user reviews and speech transcripts. *Information Retrieval Journal*, 16(2), 241-261.
- [11] Nandwani, P., & Verma, R. (2021). A review on sentiment analysis and emotion detection from text. *Soc Netw Anal Min*, 11(1), 81. doi: 10.1007/s13278-021-00776-6.
- [12] Hota, H. S., Sharma, D. K., & Verma, N. (2021). Lexicon-based sentiment analysis using Twitter data: a case of COVID-19 outbreak in India and abroad. *Data Science for COVID-19*, 275-95. doi: 10.1016/B978-0-12-824536-1.00015-0.
- [13] Harakannavar, S. S., Sameer, S. R., Kumar, V., Behera, S. K., Amberkar, A. V., & Puranikmath, V. I. (2022). Robust video summarization algorithm using supervised machine learning. *Global Transitions Proceedings*, 3(1).
- [14] Liu, N., Cheng, S., & Ma, X. (2016). Research progress of key information extraction based on video summarization. *Multimedia Tools and Applications*, 77(22), 28805-28827.
- [15] Yang, Y., Yu, C., & Zhou, X. (2019). Keyphrase extraction from educational videos using topic modeling and sentence centrality. *Journal of Educational Technology Development and Exchange (JETDE)*, 12(3), 239-254.
- [16] Hindawi. (2022). [Figure 2]. Retrieved from <https://www.hindawi.com/journals/mpe/2022/7453744/fig2/>

IJEAST

INTERNATIONAL JOURNAL
OF ENGINEERING APPLIED SCIENCE
AND TECHNOLOGY

ABOUT IJEAST

International Journal of Engineering Applied Science and Technology (IJEAST) is a peer-reviewed, open access journal that publishes high-quality research papers in the field of Engineering, Applied Science and Technology.

IJEAST aims to provide a platform for researchers, academicians, and professionals to share their innovative ideas, research findings, and practical experiences with the global scientific community.

FOCUS AREAS

- Engineering
- Applied Science
- Technology
- Innovation & Development
- Interdisciplinary Studies



PEER REVIEWED

All submissions are rigorously peer reviewed to ensure quality.



OPEN ACCESS

Free and unrestricted access to research for all.



GLOBAL REACH

Connecting researchers and professionals worldwide.



TIMELY PUBLICATION

We ensure a swift and efficient publication process.



For more information, visit our website
www.ijeast.com



INTERNATIONAL JOURNAL
OF ENGINEERING APPLIED SCIENCE
AND TECHNOLOGY

✉ editor@ijeast.com

🌐 www.ijeast.com

📍 India



2455-2143