



# IJEAST

INTERNATIONAL JOURNAL  
OF ENGINEERING APPLIED SCIENCE  
AND TECHNOLOGY



**VOLUME : 6    ISSUE : 5    Print / Issue Publication Date: 14-Dec-2021**



**ISSN : 2455-2143**



**DOI : 10.33564/IJEAST.2021.v06i05.058**

Indexed In



[WWW.IJEAST.COM](http://WWW.IJEAST.COM)

[editor@ijeast.com](mailto:editor@ijeast.com)



# ENGINE PERFORMANCE AND EMISSIONS CHARACTERISTICS WITH ETHANOL GASOLINE BLENDS

R.Karthikeyan  
Assistant Professor  
Dept of Automobile Engg.  
Rajalakshmi Engineering College  
Chennai, India

P.Pavan  
Assistant Professor  
Dept. of Automobile Engg.  
Rajalakshmi Engg. College  
Chennai, India

T.Sankaramoorthy  
Assistant Professor  
Dept. of Mechanical Engg  
R.M.K. College of Engg & Tech  
Chennai, India

S.Nagendharan  
Assistant Professor  
Dept. of Mechanical Engg.  
Chennai Inst. of Tech.  
Chennai, India

**Abstract** - Alternative fuels utilized in combustion engines has subjected to strict rules and regulation to protect the environment and control the emissions, reducing the usage of fossil fuels. Due to this reason ethanol has considered and better replacement over other fuels due its good chemical property. It has good corrosive nature and higher energy, less emission which helps to protect the environment. In this paper experiment investigation of ethanol gasoline blend has been prepared to increase the efficiency such as thermal efficiency, overall efficiency of an engine. The mixing ratio of gasoline and ethanol at different speeds with constant compression ratio was investigated in this study, which was utilised to quantify brake torque. It boosts torque output at lower engine speeds, such as under 4000 rpm. It's used to figure out how much hydrocarbon, nitrous oxide, and carbon monoxide are in the exhaust. This investigation reveals that gasoline has a higher thermal efficiency and fuel consumption than E2 and E4 blends. As a result, emissions in E2 and E4 are lower than in gasoline.

**Keywords:** *internal combustion engine, ethanol, emissions, gasoline.*

## I. INTRODUCTION

Due to the rapid industrialization and the rise of fuel consumption, the world's oil reserves are estimated to run out in less than 50 years. [1]Ethanol is produced by fermenting and distilling sugarcane, grain, and other cellulosic materials. Its renew-ability and lower toxicity make it a better choice for gasoline.[2]Bio

ethanol fuel increases the efficiency, lowers the combustion temperature, and the peak heat release rate of the engine. However, it also increases the brake specific fuel consumption.[3]This study mainly focuses on reducing CO and HC emission by 15-80% and 22-81% respectively. It has been observed that ethanol-gasoline mixing ratio can improve engine performance at low rpm.

E40 and E50 fuel deliver the best brake thermal efficiency. In addition, E20 to E40 provides the very best MBT at 71 to 100%.[4]The improved combustion duration and flame development angle due to the increase in water-in-ethanol volumetric content. This benefit was also achieved through the addition of low-cost water.[5] The best combustion efficiency was obtained at the stoichiometric region of the test vehicle. Higher vehicle speed and increasing alcohol gasoline blends led to a decrease in HC emissions.[6] The reduction in unburned HC emission levels with the use of alcohol gasoline blends extended the combustion efficiency of combustion engines.[7] It is believed that higher levels of particulate matter are produced by diffuse limited combustion in vehicles that are powered by ethanol because of the higher equivalence ratios. In terms of environmental benefit, E10W ethanol has a significantly lower CO<sub>2</sub> and HC emissions than E0. [8]

## II. MATERIALS AND METHODS

The experiment was carried out on a four-stroke gasoline engine in Yamaha R15 bike with a compression ratio of 10.31:1. It was tested to use ethanol as its fuel. Total five fuel mixtures were

studied for this study. The carbon content of gasoline varies among 4 to 11. It is also produced with dilute water. This component is usually connected to a chassis dynamometer. The data acquisition is done through a computer program known as Sportdyno. The load is provided to the dynamometer by coupling a motor with a reduction ratio. The test conditions are then varied to suit the different engine speeds. After the engine has warmed up for a few minutes, it is permitted to run. The fuel consumption is measured by weighing the number of test fuels consumed before and after the test.

### III. RESULTS AND DISCUSSION

#### i. Brake Thermal Efficiency Vs Speed

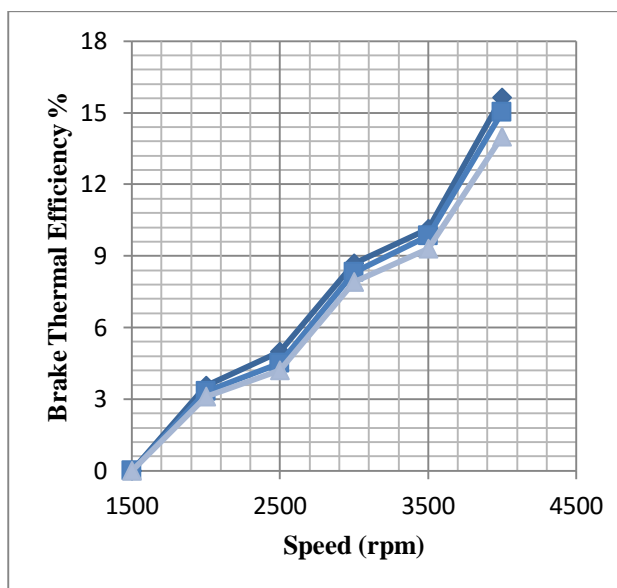


Fig 1. Brake Thermal Efficiency Vs Speed

It explains why brake thermal efficiency varies depending on engine speed. When the amount of ethanol in the gasoline-ethanol blend is increased, the brake thermal efficiency reduces significantly. At full load, the maximum reduction efficiency for neat gasoline and E4 blend is 1.63 percent. This decrease is due to the increased mass of fuel burned inside the combustion chamber as well as the increased calorific value of the fuel.

#### ii. Total Fuel Consumption Vs Speed

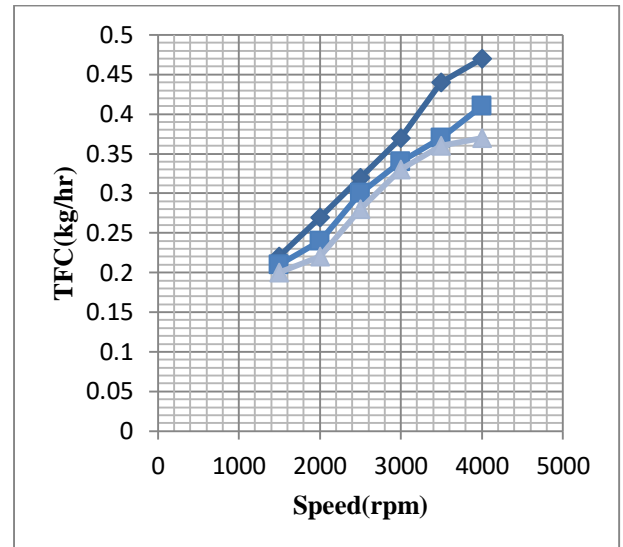


Fig. 2 Total Fuel Consumption Vs Speed

The graph above depicts the variation in overall fuel usage as a function of engine speed. As can be seen in the graph above, total fuel usage rises as engine speed rises. Gasoline has the highest total fuel consumption compared to E4 and E2. Improvement if vaporisation leads to improved combustion and lower TFC.

#### iii. Hydrocarbon Emission Vs Speed

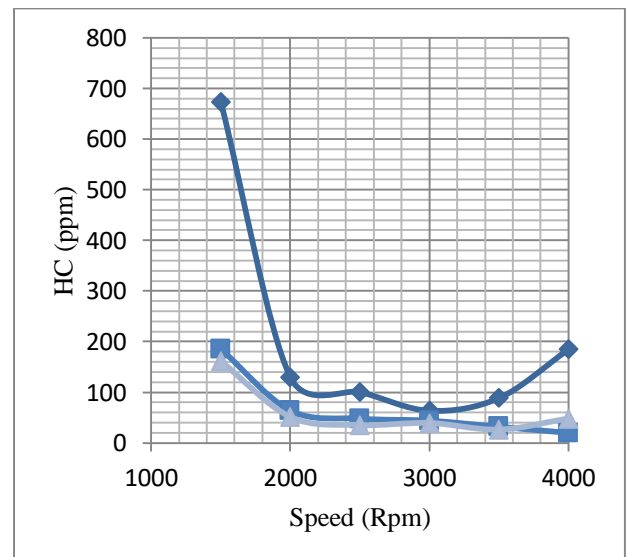


Fig. 3 HC Emission Vs Speed

The graph above depicts the variance in hydrocarbon emissions as a function of engine speed. The preceding graph shows that as the ethanol level in the gasoline-ethanol blend increases, the hydrocarbon emissions decrease. For neat gasoline and E4 blends, the highest reduction in was determined to be 600 ppm at idle and 60 ppm at full load. Because of the accumulation of air-fuel mixture



in the crevice volume and flame quenching, hydrocarbon is generated in SI engines. During the expansion stroke, the oxidation of the premixed charge has a substantial impact on the exhaust hydrocarbon emissions. ethanol contains 49% of oxygen it helps to reduce HC emissions.

iv. Carbon-Monoxide Emission Vs Speed

The graph below depicts the variance in CO emission as a function of speed. CO emission decreases as the ethanol level in this blend increases. CO emission is caused by engine speeds. When compared to gasoline, E4 emits 56 percent less carbon monoxide at 4000 rpm, and E2 emits a similar amount at the same speed. CO is produced as a result of incorrect combustion caused by the use of a lot of fuel. The inclusion of oxygen in the fuel blend aids in the reduction of fuel-rich zones, resulting in a reduction CO.

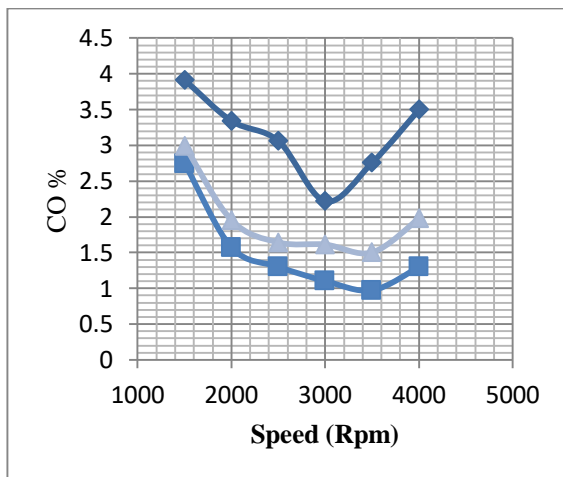


Fig.4 CO Emission Vs Rpm

v. Nitrous-Oxide Emission Vs Speed

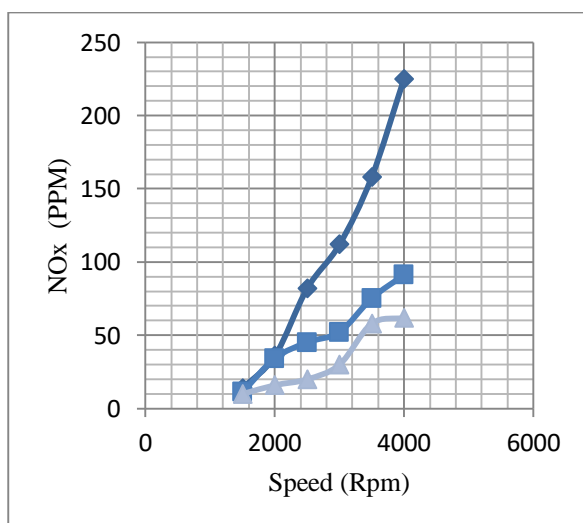


Fig.5 Nox Emission Vs Speed

The graph explains the variance in nitrous-oxide emission as a function of engine speed. The oxides of nitrogen emissions decrease as the ethanol percentage in the gasoline-ethanol blend increases for a wide range of engine speeds, as seen in the graph above. When the engine is driven with E4 fuel at 4000 rpm, there is a 150 ppm reduction in NOx emissions when compared to gasoline, and a similar trend is also found for E2. NOx is produced by the oxidation of monoatomic nitrogen in the burning gases behind the flame front at high temperatures. The high latent heat of vaporisation of ethanol tends to lower the temperature reached at the conclusion of compression, which has an effect on the temperature at the beginning or end of the combustion process. Furthermore, when the octane number of the gasoline increases, the peak cycle temperature is somewhat shifted away from the TDC, reducing NOx generation.

IV. CONCLUSION

Yamaha R15 assists us in optimising the use of various fuels. The study concludes that when the ethanol level in the gasoline-ethanol blend increases, the brake thermal efficiency decreases due to the lower calorific value of the fuel. Because of the accumulation of air-fuel mixture within the crevice volume and flame quenching, hydrocarbon emissions decrease as the ethanol concentration of the gasoline-ethanol blend increases throughout a wide range of engine speeds. For a wide range of engine speeds, the carbon monoxide emission decreases as the ethanol percentage in the gasoline-ethanol blend increases. The inclusion of oxygen in the fuel blend helps to prevent the creation of fuel rich zones, which is one of the reasons for the reduction in CO emissions associated with the use of alcohol. For a wide range of engine speeds, increasing the ethanol percentage in the gasoline-ethanol blend reduces nitrogen oxide emissions. The high heat of vaporisation transformation lowers peak temperature and lowers NOx emissions. The attainment of peak cycle temperature is somewhat shifted far away from the TDC as the octane rating of the fuel increases, reducing NOx formation.

V. REFERENCE

[1] S.K. Thanga velu, A.S. Amir, F.N. Anni, Review on bioethanol as alternative fuel for spark ignition engines, *Renew. Sustain. Energy Rev.* 56 (2016) 820–835.  
 [2] W.D. Hsieh, R.H. Chen, T.L. Wu, T.H. Lin, Engine performance and pollutant emission of an SI engine using ethanol–gasoline



- blended fuels, *Atmos. Environ.* 36 (2002) 403–410.
- [3] S. Phuangwongtrakul, W. Wechsato, T. Sethaput, K. Suktang, S. Wongwises, Experimental study on sparking ignition engine performance for optimal mixing ratio of ethanol-gasoline blended fuels, *Appl. Therm. Eng.* 100 (2016) 869–879.
- [4] R.C. Costa, J.R. Sodre, Compression ratio effects on an ethanol/gasoline fuelled engine performance, *Appl. Therm. Eng.* 31 (2011) 278–283.
- [5] T.D.M. Lanzanova, M.D. Nora, H. Zhao, Performance and economic analysis of a direct injection spark ignition engine fueled with wet ethanol, *Appl. Energy* 169 (2016) 230–239.
- [6] R. Suarez-Bertoa, A.A. Zardini, H. Keuken, C. Astorga review on the Impact of ethanol containing gasoline blends on emissions from a flex-fuel vehicle tested over the Worldwide Harmonized Light duty Test Cycle (WLTC), *Fuel*, Volume 143, 1 March 2015, Pages 173-182.
- [7] Stephen Sakai, David Rothamer analysis of Effect of ethanol blending on particulate formation from premixed combustion in spark-ignition engines, *Fuel*, Volume 196, 15 May 2017, Pages 154-168.
- [8] Xiaochen Wang, Zhenbin Chen, Jimin Ni, Saiwu Liu, Haijie Zhou on The ethanol gasoline on combustion and emission characteristics of a port injection gasoline engine, *Case Studies in Thermal Engineering*, Volume 6, September 2015, Pages 147-154.
- [9] Y. Barakat, Ezis N. Awad, V. Ibrahim research on Fuel consumption of gasoline ethanol blends at different engine rotational speeds, *Egyptian Journal of Petroleum*, Volume 25, Issue 3, September 2016, Pages 309-315.
- [10] AhmetNecati, OzsezenMustafaCanakci study on the Performance and combustion characteristics of alcoholic-gasoline blends at wide-open throttle, *Energy*, Volume 36, Issue 5, May 2011, Pages 2747-2752.
- [11] James W. Weaver, Sheldon A. Skaggs, David L. Spidle, Guthrie C. Stone on Composition and Behaviour of Fuel Ethanol, EPA/600/R-09/037 April 2009.

# IJEAST

INTERNATIONAL JOURNAL  
OF ENGINEERING APPLIED SCIENCE  
AND TECHNOLOGY

## ABOUT IJEAST

International Journal of Engineering Applied Science and Technology (IJEAST) is a peer-reviewed, open access journal that publishes high-quality research papers in the field of Engineering, Applied Science and Technology.

IJEAST aims to provide a platform for researchers, academicians, and professionals to share their innovative ideas, research findings, and practical experiences with the global scientific community.

## FOCUS AREAS

- Engineering
- Applied Science
- Technology
- Innovation & Development
- Interdisciplinary Studies



### PEER REVIEWED

All submissions are rigorously peer reviewed to ensure quality.



### OPEN ACCESS

Free and unrestricted access to research for all.



### GLOBAL REACH

Connecting researchers and professionals worldwide.



### TIMELY PUBLICATION

We ensure a swift and efficient publication process.



For more information, visit our website

[www.ijeast.com](http://www.ijeast.com)



INTERNATIONAL JOURNAL  
OF ENGINEERING APPLIED SCIENCE  
AND TECHNOLOGY

✉ [editor@ijeast.com](mailto:editor@ijeast.com)

🌐 [www.ijeast.com](http://www.ijeast.com)

📍 India



2455-2143