



IJEAST

INTERNATIONAL JOURNAL
OF ENGINEERING APPLIED SCIENCE
AND TECHNOLOGY



VOLUME : 5 ISSUE : 4 Print / Issue Publication Date: 15-Oct-2020



ISSN : 2455-2143



DOI : 10.33564/IJEAST.2020.v05i04.061

Indexed In



WWW.IJEAST.COM

editor@ijeast.com



STRENGTH AND STABILITY OF GOLD USING TWO BODY POTENTIALS

Vikram Singh

Physics Department, Agra College, Agra

Abstract : Numerical computations of strength and stability of Au in (100) loading mode of deformation are carried out by taking K. D. potential, Morse potential and L - J Potential. At failure points, second order elastic constants are also calculated. Computed results of K. D. potential are 6.99GPa at 7.76% of strain in tension and - 5.18GPa at -5.23% of strain in compression. These results are fairly close with experimental results and computed results of other investigators.

Keywords : Strength, Stability, Two body potential, Stress, Strain.

I. INTRODUCTION

In principle, there is an upper limit to the mechanical strength of material under the given test conditions. This limit is termed as “ideal strength” or “theoretical strength” of the material. The ideal strength was originally defined as stress or strain at which perfect crystal lattice became mechanically unstable with respect to arbitrary homogeneous infinitesimal deformation. Many workers [1-32] have been calculated strength of cubic metals in various modes of deformations using different types of interaction between atoms. Using simulation technique, Cerney and coworkers [6-12] studied mechanical stability of cubic metals (Ni, Ir, Fe, Cr) in hydrostatic loading and uniaxial loading. Ho et al [13] investigated the effect of transverse loading on ideal tensile strength of six FCC materials using molecular statics and density function theory. Review article on this topic is given by Ogata et al [14]. Zou et al [15] showed that a nano crystalline alloy retains an extra ordinary high yield strength over 5 GPa up to 600°C. Recently Ho et al [16] have investigated ideal strength of some FCC nano structures using MS simulation. Ideal strength of various MC (M = Ti, Zr, Hf) systems using first principal calculations recently calculated by Yang et al [17]. Using EAM, many investigators [18-25] have been estimated strengths of cubic metals. Singh and coworkers [24, 25] recently calculated ideal strength of Cu and Al in (100)

loading mode of deformation using analytic EAM. Using simulation techniques, Milstein et al [26, 27] have been calculated strength of many cubic metals. Using rigorous estimation of binding energy, Singh [28-30] and Mitra et al [31] estimated strength and stability of Cu, Ag, Au and Al. These studies showed that in present time, the calculations of theoretical strength of cubic metals are an active field in research.

For calculations of mechanical properties of cubic metals, many two body potentials (such as Lennard Jones potential, Morse potential, logarithmic potential and K. D. potential) are used in literature. Milstein [32, 33] and Mitra et al [34] calculated theoretical strength of Fe, Ni and Al using Morse potential. Singh [35-37] estimated strength and stability of Cu and Al using K. D. potential in different modes of deformation. These results are fairly close with experimental results. Using K. D. potential as an interaction between atoms, recently Singh et al [38-40] have calculated second order elastic constants, third order elastic constants and pressure derivatives of second order elastic constants of many FCC metals and found that the calculated results are very close with experimental results. As per our knowledge the calculation of strength of Gold using two body potentials are not present in literature. So this give me a motivation to calculate theoretical strength of Gold taking different types of two body potential as an interaction between atoms. In this study, the first section gives present status of work, second section gives computation details of two body potentials and (100) loading mode of deformation, third section gives results and discussion of work, fourth section gives conclusions of work and last fifth section gives the reference of the work.

II. COMPUTATIONAL DETAIL

2.1 TWO BODY POTENTIALS

In this study we are using three two body potentials (K. D. potential, Morse potential and Lennard Jones



12-6 potential). Two body potential as suggested by Kuchhal and Dass [41] is given as

$$\phi(r) = -Ar^{-n} + B \exp(-pr^m)$$

Where m and n are two adjustable parameters and A, B and p are unknown potential parameters which are expressed in the unit of erg.cmⁿ, erg and cm^{-m} respectively. Singh et al [40] have calculated these parameters by taking experimental values of lattice parameter, bulk modulus and cohesive energy as an input data. These unknown potential parameters for Gold are shown in table 1.

Morse potential function is given as

$$\phi(r) = D(e^{-2\alpha(r-r_0)} - 2e^{-\alpha(r-r_0)})$$

D, α and r_0 are three unknown potential parameters which are determined by many workers for different cubic metals using some physical quantities as an input data. As per our knowledge, Morse potential parameters for Gold are estimated by Flahive et al [42] and Milstein [43]. These parameters are shown in table 1.

Lennard - Jones 12-6 (L - J) potential function is given as

$$\phi(r) = 4\epsilon \left[\left(\frac{\sigma}{r}\right)^{12} - \left(\frac{\sigma}{r}\right)^6 \right]$$

This potential contains only two unknown parameters. As per our knowledge, these parameters are calculated by Halicioğlu et al [44] and Zhen et al [45] for Gold, which are shown in table 1. In all these equations r gives the distance from a lattice site chosen as the origin to a given lattice site with coordinate specified by the three integers l_1, l_2, l_3 as

$$r = \frac{1}{2}(a_1^2 l_1^2 + a_2^2 l_2^2 + a_3^2 l_3^2)^{\frac{1}{2}}$$

Where l_1, l_2 and l_3 are integers (chosen such that $l_1 + l_2 + l_3$ is even for an FCC lattice) and a_1, a_2 , and a_3 are cell lengths. (In equilibrium the lattice parameters $a_1 = a_2 = a_3 = 4.0783(\text{Å})$ for Gold [45])

2.2 THEORY OF (100) LOADING

Detailed theory has been given by Milstein [32, 33] for applying Born stability criteria to the determination of mechanical stability of cubic crystals in the presence of applied forces and deformations. For uniaxial stress in cubic crystals

with central interactions, the necessary and sufficient conditions for a lattice to be in stable equilibrium are

$$B_{12} > 0$$

$$B_{23} > 0$$

$$B_{22} - B_{23} > 0$$

$$B_{11}(B_{22} + B_{23}) - 2B_{12}^2 > 0$$

For brevity of notation we represent $B_{22} - B_{23} > 0$ by ab1 and $B_{11}(B_{22} + B_{23}) - 2B_{12}^2 > 0$ by ab2. Stress σ_i is being given by

$$\sigma_i = \frac{1}{a_j a_k} \left(\frac{\partial E}{\partial a_i} \right) = \frac{u a_i}{4 a_j a_k} \sum_{l_1} \sum_{l_2} \sum_{l_3} l_i^2 \frac{\partial \phi}{\partial r^2}$$

Where E is the energy per unit cell

$$E = \frac{u}{2} \sum_{l_1} \sum_{l_2} \sum_{l_3} \phi(r)$$

B_{ij} are given by

$$B_{ij} = \left(\frac{\partial^2 E}{\partial a_i \partial a_j} \right) = \frac{u a_i a_j}{8} \sum_{l_1} \sum_{l_2} \sum_{l_3} l_i^2 l_j^2 \frac{\partial^2 \phi}{(\partial r^2)^2} + \frac{u}{4} \delta_{ij} \sum_{l_1} \sum_{l_2} \sum_{l_3} l_i^2 \frac{\partial \phi}{\partial r^2}$$

for $i, j = 1, 2, 3$

Where δ_{ij} is the Kronecker delta function and u is the number of atoms per unit cell. The summations are carried out over a number of atoms sufficiently large to ensure that convergence up to four significant figures is achieved. In case of (100) loading, increase or decrease the lattice parameter a_1 and the lattice parameters $a_2 = a_3$ are allowed to change symmetrically such that the deformed lattice maintains the tetragonal symmetry. This method developed by Milstein [32, 33] and calculated theoretical strength of Fe and Ni in this mode of deformation using Morse potential function as an interaction between atoms.



| K. D. potential [40] | | | | |
|-------------------------|-----|--------------------------|----------------------------|--------------------------|
| m | n | p (cm ⁻¹) | A (erg - cm ⁿ) | B (erg) |
| 1 | 1/2 | 3.04 x10 ⁹ | 1.1508 x10 ⁻¹⁸ | 6.9101 x10 ²³ |
| 2 | 1 | 2.728 x10 ¹⁶ | 4.8686 x10 ⁻²² | 1.6332 x10 ⁻⁴ |
| 1 | 2 | 7.89 x10 ⁸ | 7.4295 x10 ⁻²⁹ | 7.463 x10 ⁻⁴ |
| Morse potential | | D(10 ⁻¹² erg) | α (Å ⁻¹) | r ₀ (Å) |
| Flahive et al [42] | | .773222 | 1.6166 | 3.004 |
| Milstein [43] | | 1.44487 | .476645 | 5.9845 |
| Lennard Jones potential | | ε/K | σ (Å) | |
| Halicioglu et al [44] | | 5123 | 2.637 | |
| Zhen et al [45] | | 5152.9 | 2.6367 | |

Table 1 Potential parameters of two body potentials for Gold.

III. CALCULATIONS, RESULTS AND DISCUSSION

Figures from 1 to 4 show the variations of B_{ij} , ab_1 , ab_2 , lattice parameter a_2 , stress σ_1 and energy per unit cell (E) with respect to lattice parameter a_1 for K. D. potential (for $m=1$ and $n=1/2$). Similarly the variations of B_{ij} , ab_1 , ab_2 , lattice parameter a_2 , stress σ_1 and energy per unit cell (E) with lattice parameter a_1 in case of Morse potential (Flahive et al [42]) and Lennard Jones potential (Halicioglu et al [44]) as an interaction between atoms are shown in figures from 5 to 12. The variations of these quantities for other potentials (K. D. potential for other values of adjustable parameters, Morse potential which parameters are calculated by Milstein [43] and Lennard Jones potential which parameters are calculated by Zhen et al [45]) are not shown here since the nature of these plots are approximately similar. Thus in this study we are giving only computed results for these potentials.

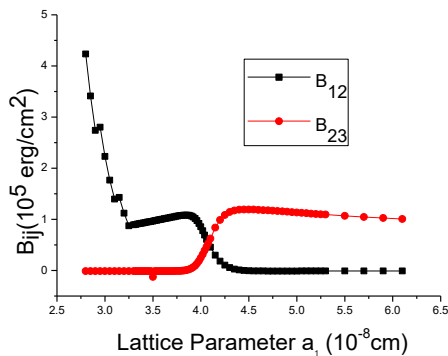


Figure 1 Variation of B_{ij} with lattice parameter a_1 .

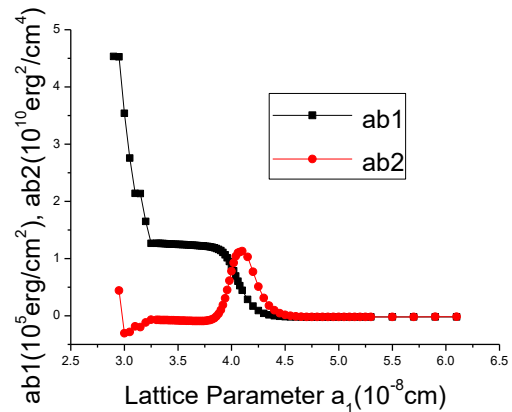


Figure 2 Variation of ab_1 and ab_2 with lattice parameter a_1 .

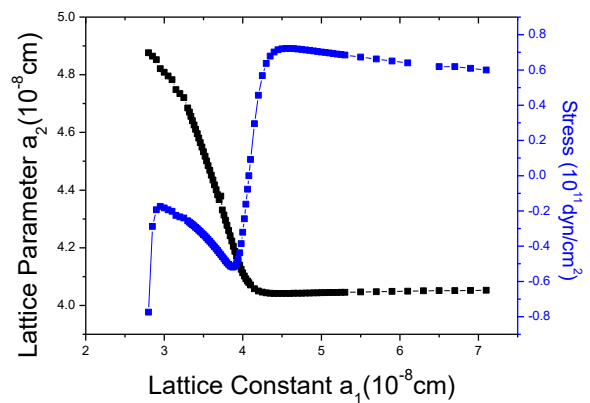


Figure 3 Variation of lattice parameter a_2 and stress σ_1 with lattice parameter a_1 .

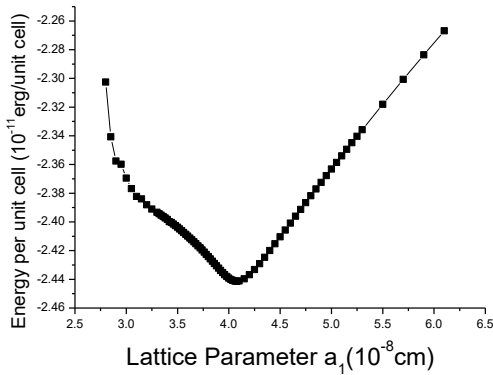


Figure 4 Variation of energy per unit cell (E) with lattice parameter a_1 .

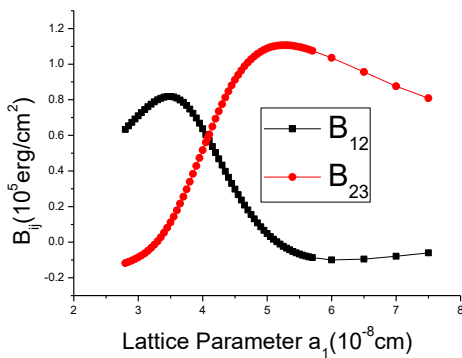


Figure 5 Variation of B_{ij} with lattice parameter a_1 for Morse potential.

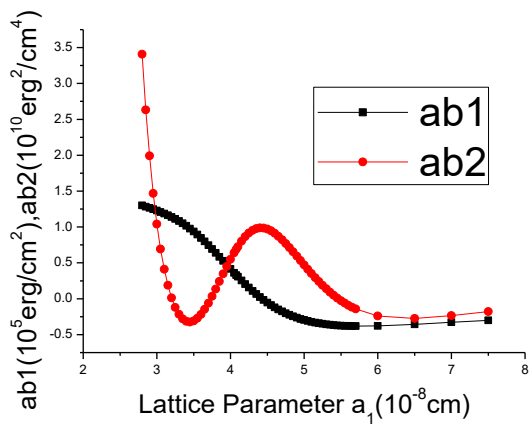


Figure 6 Variation of ab_1 and ab_2 with lattice parameter a_1 for Morse potential.

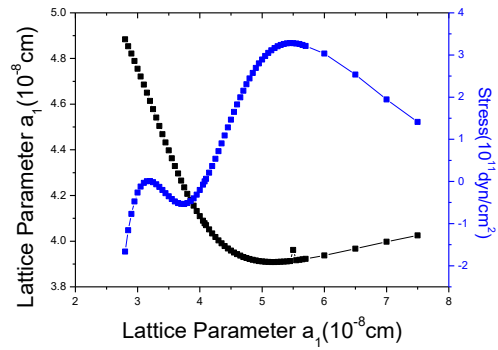


Figure 7 Variation of lattice parameter a_2 and stress σ_1 with lattice parameter a_1 for Morse potential.

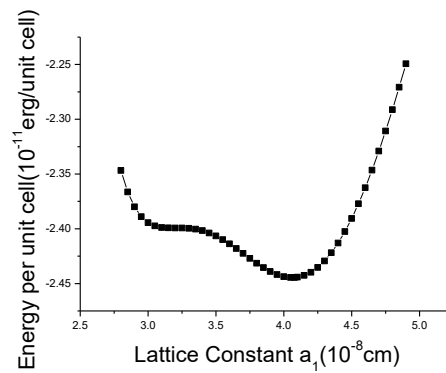


Figure 8 Variation of energy per unit cell (E) with lattice parameter a_1 for Morse potential

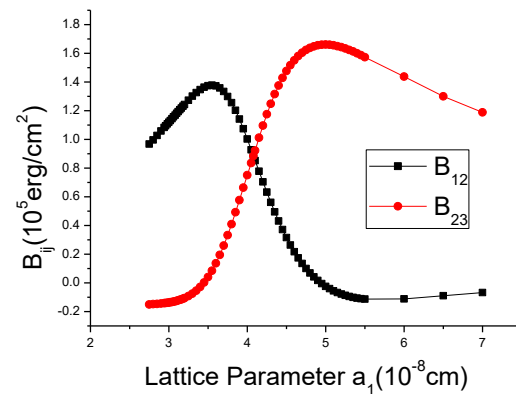


Figure 9 Variation of B_{ij} with lattice parameter a_1 for Lennard Jones potential.

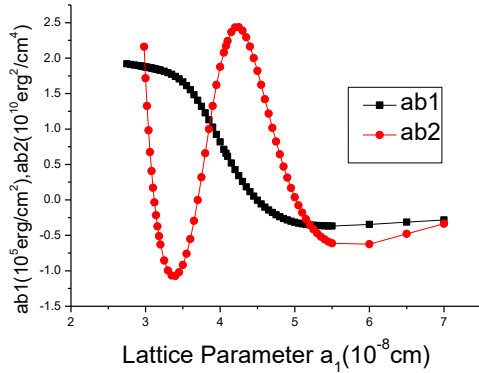


Figure 10 Variation of ab1 and ab2 with lattice parameter a_1 for Lennard Jones potential.

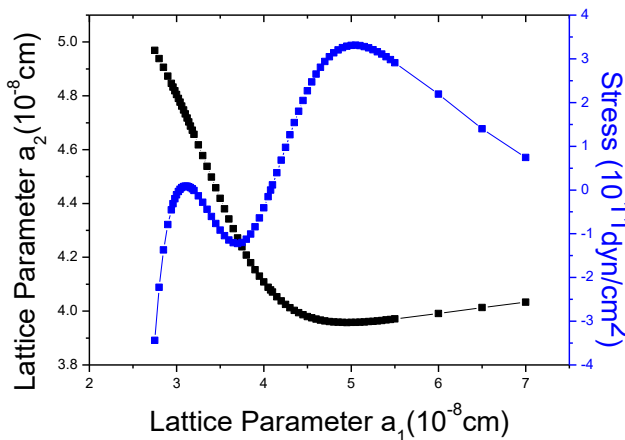


Figure 11 Variation of lattice parameter a_2 and stress σ_1 with lattice parameter a_1 for Lennard Jones potential.

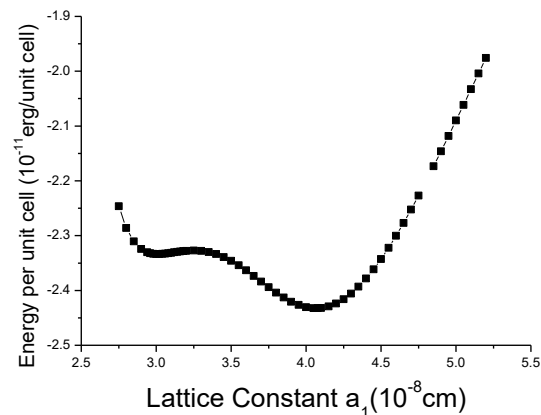


Figure 12 Variation of energy per unit cell (E) with lattice parameter a_1 for Lennard Jones potential.

In case of K. D. potential, in compression the stability condition ab2 is violated at $a_1 = 3.865(\text{\AA})$ and in tension stability condition ab1 is violated at $a_1 = 4.395(\text{\AA})$. Breaking stresses at these points are 6.99GPa in tension and -5.18GPa in compression. These values of stresses and strains (which is equal to $(a_1^c - a_1^0)/a_0$ where a_1^c is lattice constant (a_1) at which Born stability criteria violated) give strength and stability of Gold. Thus tensile strength is 6.99GPa at 7.76% of strain and compressive strength is -5.18GPa at 5.23% of strain. In tension, stress reaches its maximum value 7.219GPa at $a_1 = 4.55(\text{\AA})$. During compression stress reaches maximum values -1.75GPa at $a_1 = 3.1(\text{\AA})$ but the energy per unit cell is not reaches local maximum or minimum values. At these points the values of lattice constant a_2 , energy per unit cell and second order elastic constants C_{11} and C_{12} are shown in table 2. Table 2 also gives theoretical strength of Gold at different values of adjustable parameters m and n in K. D. potential.

For Morse potential [42], the stability condition ab2 is violated at $a_1 = 3.7334(\text{\AA})$ in compression and stability condition ab1 is violated at $a_1 = 4.4279(\text{\AA})$ in tension and the breaking stresses at these points are 11.98GPa in tension and -5.37GPa in compression. Thus theoretical strength of Au using Morse potential is 11.98GPa at 8.57% of strain in tension and -5.137GPa at -8.46% of strain in compression. In tension, stress reaches its maximum value 32.813GPa at $a_1 = 5.45(\text{\AA})$. At these points the values of lattice constant a_2 , stress and second order elastic constants C_{11} and C_{12} are shown in table 3. We also calculated strength of Gold using Morse potential whose parameters are calculated by Milstein [43]. Computed results of theoretical strength of Gold by taking this Morse potential are also summarized in table 3. The stability condition B_{23} is violated instead of ab2 during compression in this Morse potential. During compression, we calculate B_{ij} , ab1, ab2, stress and energy per unit cell up to $a_1 = 2.5(\text{\AA})$ but in this potential the stress is not reaches its maximum value similarly the energy per unit cell also not reaches its maximum and minimum value which is found in Flahive [43] potential.

Similarly, the stability condition ab2 is violated at $a_1 = 3.7014(\text{\AA})$ in compression and stability condition ab1 is violated at $a_1 = 4.495(\text{\AA})$ in tension for Lennard Jones potential. Breaking stresses at these points are 22.5 GPa in tension and -12.25 GPa in compression. Thus the theoretical strength of Gold



using Lennard Jones 12-6 potential is 22.5 GPa at 10.22% of strain in tension and -12.25 GPa at -9.24% of strain in compression. Maximum value of stress is 33.099GPa at $a_1 = 5.05$ (Å) in tension. At these points the values of lattice constant a_2 , stress and second order elastic constants C_{11} and C_{12} are shown in table 4. We also calculate theoretical strength of Gold by taking another L J potential which is developed by Zhen et al [45] and are given in table 4. The results of these two potential are approximately similar.

Figures 4, 8 and 12 show that when lattice constant a_1 varies from equilibrium value, the other lattice constants a_2 and a_3 also varies in such manner the crystal remains in the state of uniaxial stress. Throughout this deformation, lattice parameter a_2 decreases as a_1 increases but for larger values of a_1 , a_2 increases as a_1 increases. The same results are found by Milstein [33] for Ni. In this study the stress in

compression reaches it maximum value (negative in K. D. potential and positive in Morse and L - J potential) and then further decreases as decrease the lattice parameter a_1 . Energy per unit cell has also local maxima and minima during compression in Morse and L - J types of interaction between atoms. These results show second unstable phase during compression and this is detailed explained by Milstein [33] for FCC metals. However, in K. D. potential local maxima and minima of energy per unit cell is absent during compression but the stress still reaches maximum value and this show second unstable phase during compression.

| Potentials | a_1 (Å) | a_2 (Å) | σ_1 (GPa) | Second order elastic constants (10^{12} dyn/cm ²) | | Cause of failure or maximum stress |
|--|-----------|-----------|------------------|--|----------|---------------------------------------|
| | | | | C_{11} | C_{12} | |
| K. D. potential $m = 1,$ $n = 1/2$ | 4.395 | 4.0418 | 6.99 | .116 | .0322 | Failure in tension ($a_{b1}=0$) |
| | 4.0783 | 4.0783 | 0 | 2.5918 | 1.3034 | At equilibrium [40] |
| | 3.865 | 4.218 | -5.18 | 4.236 | 2.561 | Failure in compression ($a_{b2}=0$) |
| | 4.55 | 4.0414 | 7.219 | - | - | Maximum stress in tension |
| | 2.95 | 4.8211 | -1.75 | - | - | Maximum stress in compression |
| K. D. potential $m = 1,$ $n = 2$ | 4.6129 | 3.9837 | 17.16 | .756 | .236 | Failure in tension ($a_{b1}=0$) |
| | 4.0783 | 4.0783 | 0 | 2.5205 | 1.3381 | At equilibrium [40] |
| | 3.6397 | 4.318 | -43.18 | 2.694 | 2.131 | Failure in compression ($a_{b2}=0$) |
| | 5.1 | 3.978 | 20.647 | - | - | Maximum stress in tension |
| | 3.1 | 4.7333 | -4.959 | - | - | Maximum stress in compression |
| K. D. potential $m = 2,$ $n = 1$ | 4.539 | 4.0165 | 11.835 | .265 | .0722 | Failure in tension ($a_{b1}=0$) |
| | 4.0783 | 4.0783 | 0 | 2.5774 | 1.3104 | At equilibrium [40] |
| | 3.7837 | 4.261 | -8.46 | 2.459 | 1.643 | Failure in compression ($a_{b2}=0$) |
| | 4.8 | 4.0159 | 12.549 | - | - | Maximum stress in tension |
| | 3.07 | 4.864 | -3.898 | - | - | Maximum stress in compression |

Table 2 Computed results at different values of adjustable parameters m and n in K. D. potential.

| Potentials | a_1 (Å) | a_2 (Å) | σ_1 (GPa) | Second order elastic constants (10^{12} dyn/cm ²) | | Cause of failure or maximum stress |
|--------------------|-----------|-----------|------------------|--|----------|---|
| | | | | C_{11} | C_{12} | |
| Flahive et al [42] | 4.4279 | 3.973 | 11.98 | 1.978 | .876 | Failure in tension ($a_{b1}=0$) |
| | 4.0783 | 4.0783 | 0 | 2.2433 | 1.435 | At equilibrium |
| | 3.7334 | 4.245 | -5.37 | 1.95 | 1.826 | Failure in compression ($a_{b2} = 0$) |
| | 5.45 | 3.9129 | 32.813 | | | Maximum stress in tension |
| | 3.2 | 4.6141 | .072 | | | Maximum stress in compression |
| | 3.14 | 4.652 | 0 | | | During compression, the region where stress is positive |
| | 3.22 | 4.6 | 0 | | | |
| | | 3.225 | 4.598 | 0 | | |
| Milstein | 4.5339 | 3.928 | 16.78 | 2.821 | 1.25 | Failure in tension ($a_{b1}=0$) |



| | | | | | | |
|------|--|--------|---------|-------|-------|---|
| [43] | 4.0783 | 4.0783 | 0 | 2.512 | 1.791 | At equilibrium |
| | 3.012 | 4.7 | -42.7 | 6.136 | 1.809 | Failure in compression ($B_{23} = 0$) |
| | 7.4 | 4.0017 | 136.357 | | | Maximum stress in tension |
| | Maximum stress in compression is not found | | | | | |
| | Minimum energy in compression is not found | | | | | |

Table 3 Computed results for Morse potential [42, 43]

| Potentials | $a_1(\text{Å})$ | $a_2(\text{Å})$ | σ_1 (GPa) | Second order elastic constants (10^{12}dyn/cm^2) | | Cause of failure or maximum stress |
|-----------------------|-----------------|-----------------|------------------|---|----------|--|
| | | | | C_{11} | C_{12} | |
| Hilicioglu et al [44] | 4.495 | 3.98 | 22.5 | 1.978 | .809 | Failure in tension ($a_{b1}=0$) |
| | 4.0783 | 4.0783 | 0 | 3.7768 | 2.1673 | At equilibrium |
| | 3.7014 | 4.27 | -12.25 | 3.7686 | 3.1384 | Failure in compression ($a_{b2} = 0$) |
| | 5.05 | 3.9581 | 33.099 | | | Maximum stress in tension |
| | 3.1 | 4.7323 | .864 | | | Maximum stress in compression |
| | 3.03 | 4.783 | 0 | | | During compression the region where stress is positive |
| | 3.19 | 4.669 | 0 | | | |
| | 3.01 | 4.7975 | -.68 | | | Minimum energy in compression |
| Zhen et al [45] | 4.495 | 3.98 | 22.5 | 1.97 | .809 | Failure in tension ($a_{b1}=0$) |
| | 4.0783 | 4.0783 | 0 | 3.79 | 2.1752 | At equilibrium |
| | 3.7018 | 4.27 | -12.25 | 3.766 | 3.136 | Failure in compression ($B_{23} = 0$) |
| | 5.05 | 3.9582 | 33.186 | | | Maximum stress in tension |
| | 3.1 | 4.7333 | .944 | | | Maximum stress in compression |
| | 3.03 | 4.79 | 0 | | | During compression the region where stress is positive |
| | 3.199 | 4.659 | 0 | | | |
| | 3.01 | 4.799 | -.655 | | | Minimum energy in compression |

Table 3 Computed results for L J potential [44, 45]

Many other investigators [19, 20, 23, 30] also calculated theoretical strength of Gold. Using rigorous estimation of binding energy Singh [30] has calculated strength of Gold and found 2.312GPa at 2.4% of strain in tension and -1.35GPa at -1.75% of strain. Using EAM Cifitci et al [19], Milstein et al [20] and Zhang et al [23] calculated tensile strength of Gold and found 3.173GPa, 10GPa and 6.31GPa respectively. Ho [13] and Cerny et al [46] also estimated strength of Gold and found 4.09GPa and 7GPa respectively. Experimental values of strength of Gold whiskers are .784GPa [47] and 1.156GPa [48] which is less than of our calculated results. Tensile strength of whiskers, which usually do not appear to be perfect crystals, is quite low. It has been reported by Neugebauer [47] and confirmed by Blakely [48]. Thus our computed results of strength using K. D. potential are same order in magnitude of experimental and calculated results of other workers. However the computed results of Morse and L - J

potential are 2 to 3 times higher than the computed results of other investigators.

IV. CONCLUSIONS

As per our knowledge no one calculated theoretical strength of Gold using two body potentials. Many workers estimated strength of Gold using EAM, simulation techniques and pseudo potential approach. As we know that the calculations with two body potentials are simple and they are also used in simulation techniques so the estimation of mechanical properties using two body potentials are also important. Our computed results show that the estimated strength of Gold is fairly match with experimental results and computed results of other investigators. For all potentials, the nature of variations of lattice parameter a_2 , stress and energy per unit cell with a_1 are same. Second order elastic constants at failure points are also calculated which are not reported by other worker except Singh [30]. This study also show that the two body potential which is used and developed by Kuchhal and Dass



gives better results in comparison to Morse and L-J potential.

V. ACKNOWLEDGEMENT

The author is thankful to Dr. Gitam Singh, of R. B. S. College, Agra for their valuable discussion and moral support and Dr. Gaurang Misra of physics department Agra College, Agra for his stimulating encouragement and helping hand for typing related problems.

VI. REFERENCES

1. Clatterbuck D. M., Chrzan D. C. and Morris Jr. *Scrip. Mater.*, 49 (2003) 1007.
2. Clatterbuck D. M., Chrzan D. C. and Morris Jr. *Phil. Mag. Lett.* 82 (2002) 141.
3. Friak M., Šob M. and Vitek V. *Phil. Mag.* 83 (2003) 3529.
4. Tschopp M. A. and McDowell D. L. *Appl. Phys. Lett.* 90 (2007) 121916.
5. Tschopp M. A. and McDowell D. L. *J. Mech. Phys. Solids* 56 (2008) 1806.
6. Cerny M. and Pokluda J. *Journal of Alloys and Compound* 378 (2004) 159.
7. Cerny M. *Material Science and Engineering: A*, 4621 (2007) 432.
8. Cerny M., Sastak P., Pokluda J. and So *Phys. Rev. B* 87 (2013) 014117.
9. Rehak P. and Cerney M. *Engineering Materials*, 592-593 (2014) 547.
10. Rehak P. and Cerney M. *Modelling and Simul. in Mater. Sci. and Eng.* 23 (2015).
11. Černy M., Pokluda J., Šob M., Friak M. and Šandera P. *Phys. Rev. B* 67 (2003) 035116.
12. Černy M., Šandera P., and Pokluda J. *Czech. J. Phys.* 49 (1999) 1495.
13. Ho D. T., Park S. D., Kwon S. Y., Han T. S. and Kim S. Y. *Euro. Physics Letters*, 111 (2015) 26005.
14. Ogata S., Umeno Y. and Kohyama M. *Modelling and Simul. in Scie. and Eng.* 17 (2009).
15. Zou Yu., Jeffrey M., Wheeler, Huan Ma, Philipp Okle, and Ralph Spolenak, *Phys. Nano Lett.*, January (2017).
16. Duc Tam Ho, Soon Kim, Soon-Yong Kwon and Sung Youb Kim., *Mechanics materials*, 141 (2020) 103241.
17. Bo Yang, Xianghe Peng , Henggo Xiang, Deqiang Yin, Cheng Huang, Sha Sun, Tao Fu, *J. Alloys and compounds*, 739 (2018) 431.
18. Cai J. *Phys. Status Solid. B* 203 (1997) 345.
19. Özteken Ciftci Y. and Colakogeu K. *Acta Physica Polanica A* 100 (2001) 539.
20. Zhang J. M., Yang Y., Xu K. W. and Ji V. *Compt. Mater. Sci.* 43 (2008) 917.
21. Zhang J. M., Lin Z. L., Zhang Y. and Ji V. *Pramana J. of Phys.* 742 (2010) 261.
22. Milstein F. and Chantasiriwan S. *Phys. Rev. B* 58 (1998) 6006.
23. Vikram Singh and Gitam Singh, *Research and Review: Jour. of Phys.* 5(3) (2016) 28.
24. Vikram Singh and Sharma B. K. *International journal of Sci. Res. in Phys. and Appl. Sci.* 8(2) (2020) 06.
25. Milstein F., Zhao J. and Maroudas D. *Phys. Rev. B* 70 (2004) 184102.
26. Milstein F., Zhao J., Chantasiriwan S. and Maroudas D. *Appl. Phys. Letter* 87 (2005) 251919.
27. Singh G. *Ind. Jour. of Pure and Applied Phys.* 28 (1990) 122.
28. Singh G. *Phys. Stat. Sol. (b)* 161 (1990) 145.
29. Singh G. *Phys. Stat. Sol. (b)*, 164 (1991) 401.
30. Mitra A. K. and Sengupta P. K. *J. Phys. (F) Met. Phys.* 13 (1983) 2221.
31. Milstein F. *Phys. Rev. B* 3(4) (1971) 1130.
32. Milstein F. *J. of Appl. Phys.* 44(9) (1973) 3833.
33. Mitra A. K. and Sengupta P. K. *Ind. J. Pure and Appl. Phys.* 18 (1980) 205.
34. Vikram Singh *IJSER* 4(10) (2016) 117.
35. Vikram Singh *Advance Physics Letter* 3(4) (2016) 13.
36. Vikram Singh *Deliberative Research* 17(2) (2013) 01.
37. Vikram Singh and Sharma B. K. *Journal of Pure Applied and Industrial Phys.* 10(4) (2020) 01.
38. Vikram Singh and Sharma B. K. *IJSRD* 8(2) (2020) 377.
39. Vikram Singh and Sharma B. K. *IRJET* 7(4) (2020) 2656.
40. Kuchhal P. and Dass N. S. *Pramana J. of phys.* 53 (1999) 783.
41. Flahive P. G. and Graham W. R. *Surf. Sci.* 91 (1980) 449.
42. Milstein F. *J. of Appl. Phys.* 44(9) (1973) 3825.
43. Halicioglu T. and Pound G. M. *Phys. Stat. Soli. (b)* 30 (1975) 619.
44. Zhen S. and Davies G. J. *Phys. Stat. Soli. (a)* 78 (1983) 595.
45. C. Kittel, *Introduction to solid state physics* (John Wiley, New York) (1971).



46. Cerny M. and Pokluda J. J. Phys. Cond. Matt. 21 (2009) 145406.
47. Neugebauer C. A. J. Appl. Phys. 31 (1960) 1096.
48. Blakely J. M. J. Appl. Phys. 35 (1964) 7656.

IJEAST

INTERNATIONAL JOURNAL
OF ENGINEERING APPLIED SCIENCE
AND TECHNOLOGY

ABOUT IJEAST

International Journal of Engineering Applied Science and Technology (IJEAST) is a peer-reviewed, open access journal that publishes high-quality research papers in the field of Engineering, Applied Science and Technology.

IJEAST aims to provide a platform for researchers, academicians, and professionals to share their innovative ideas, research findings, and practical experiences with the global scientific community.

FOCUS AREAS

- Engineering
- Applied Science
- Technology
- Innovation & Development
- Interdisciplinary Studies



PEER REVIEWED

All submissions are rigorously peer reviewed to ensure quality.



OPEN ACCESS

Free and unrestricted access to research for all.



GLOBAL REACH

Connecting researchers and professionals worldwide.



TIMELY PUBLICATION

We ensure a swift and efficient publication process.



For more information, visit our website

www.ijeast.com



INTERNATIONAL JOURNAL
OF ENGINEERING APPLIED SCIENCE
AND TECHNOLOGY

✉ editor@ijeast.com

🌐 www.ijeast.com

📍 India



2455-2143