



# IJEAST

INTERNATIONAL JOURNAL  
OF ENGINEERING APPLIED SCIENCE  
AND TECHNOLOGY



**VOLUME : 5    ISSUE : 1    Print / Issue Publication Date: 13-Jul-2020**



**ISSN : 2455-2143**



**DOI : 10.33564/IJEAST.2020.v05i01.099**

Indexed In



[WWW.IJEAST.COM](http://WWW.IJEAST.COM)

[editor@ijeast.com](mailto:editor@ijeast.com)



# FUZZY INVENTORY MODEL FOR DETERIORATING ITEMS IN A SUPPLY CHAIN SYSTEM WITH TIME DEPENDENT DEMAND RATE

Srabani Shee

Department of Applied Mathematics,  
University of Calcutta,  
92 A.P.C. Road, Kolkata-700009, India

Tripti Chakrabarti

Dean of Basic Science, Techno India  
University, Kolkata, India  
(Formerly Professor of Applied Mathematics,  
University of Calcutta, Kolkata, India)

**Abstract** - An inventory model for a single deteriorating item under fuzzy environment has been presented in this paper. Here demand rate is considered to be constant for some time period, post which the same is a linear function of time. This situation is common during the time of a new product launch in the market. As the product becomes popular, its demand increases with time although it remains constant during the initial days. Cycle time is considered to be constant in most of the models. However, practically it has been observed that it is difficult to pro-actively predict the cycle time. Because of this problem, cycle time has been considered as uncertain and has been further described as Symmetric Triangular Fuzzy number. The Signed Distance method has been used for defuzzification of the total cost function. For illustration of the process for finding the total optimal cost and the cycle time, numerical examples have been considered. The effects of changing parameter values on the optimal solution of the system have been demonstrated through Sensitivity Analysis.

**Keywords** - Supply Chain Management, Constant and Time Dependent Demand rate, Deterioration, Symmetric Triangular Fuzzy number, Signed Distance Method

## I. INTRODUCTION

The most important and difficult role that inventory plays in Supply chain is that of facilitating the balancing of demand and supply. To effectively manage the forward and reverse flows in the supply chain, firms have to deal with upstream supplier exchanges and downstream customer demands. Uncertainty is another key issue to deal with in order to define effective Supply Chain inventory policies. Demand, Supply (e.g. lead time), various relevant cost, backorder

costs, deterioration rate etc. are usually uncertain. To solve these types of practical problems we use the Fuzzy Set Theory. Bellman and Zadeh (1970) (1) first studied fuzzy set theory to solve decision making problem. Then, Dubois and Prade (1978) (2) introduced some operations on fuzzy number. Thereafter, Park (1987) (3) developed fuzzy set theoretical interpretation of EOQ. Several researchers like K. Wu and J. S. Yao (2003) (4), X. Wang and R. Zhao (2007) (5), Hu Jinsong et al. (2010) (6), K. Jaggi et al. (2013) (16), J. S. Yao and J. Chiang (2003) (17), X. Wang et al. (2007) (18), C. Kao and W. K. Hsu (2002) (19), P. Dutta et al. (2005) (20), A. Roy and G. P. Samanta (2009) (15) have developed different types of inventory model under Fuzzy environment. In this area, a lot of research papers have been published by several researchers viz., Bera, Bhunia, and Maiti (2013) (21), He, Wei, and Fuyuan (2013) (22), Dutta and Kumar (2015) (23), Mishra et al. (2015) (24) etc. S. Priyan, P. Manivannan (2017) (25) developed an optimal inventory modelling of supply chain system involving quality inspection errors in Fuzzy situation.

C. Lin, B. Tan, and W. C. Lee et al. (2000) (7) and Mishra et al. (2015) (9) developed an economic order quantity model that focused on time varying demand and deteriorating items. After that, S. K. Ghosh and K. S. Chaudhuri (2004) (8) proposed an inventory model with Weibull distribution rate of deterioration, time quadratic demand and shortages. A lot of research papers have been published by several researchers viz., T. Y. Wang and L. H. Chen (2001) (10), A. K. Pal, A. K. Bhunia and R. N. Mukherjee (2006) (11), U. K. Bera, A. K. Bhunia and M. Maiti (2013) (12), W. He, H. E. Wei and X. U. Fuyuan (2013) (13), D. Dutta and P. Kumar (2015) (14) etc..





$$= C_1\mu[(q - a\mu) + \frac{a\mu}{2}]$$

Then, the differential equation governing the instantaneous state of  $I(t)$  during the time interval  $\mu \leq t \leq t_1$  is,

$$\frac{dI(t)}{dt} = -\theta I(t) - [a + b(t - \mu)], \quad 0 \leq t \leq t_1 \quad \dots \dots \dots (1)$$

[Where  $t_1 = (T - \mu)$ , the origin has been shifted just for the sake of mathematical simplicity.]

With the boundary conditions,  $t = 0, I(t) = (q - a\mu)$  and  $t = t_1, I(t) = 0$

Solving the differential equation we get,

$$e^{\theta t} I(t) - (q - a\mu) = - \int_0^t [a + b(t - \mu)] e^{\theta t} dt$$

At  $t = t_1, I(t) = 0$

$$\therefore (q - a\mu) = \int_0^{t_1} [a + b(t - \mu)] e^{\theta t} dt \quad \dots \dots \dots (2)$$

We know that  $e^{\theta t} = \sum_{n=0}^{\infty} \frac{(\theta t)^n}{n!}$ . Using this exponential expansion in the equation (2) and then integrating term by term we have,

$$(q - a\mu) = (a - b\mu) \sum_{n=0}^{\infty} \frac{\theta^n t_1^{n+1}}{n! n + 1} + b \sum_{n=0}^{\infty} \frac{\theta^n t_1^{n+2}}{n! n + 2} \quad \dots \dots \dots (3)$$

Now, the holding cost for the time period  $(0, t_1)$  is

$$= C_1 \frac{1}{2} (q - a\mu) t_1$$

Total amount of inventory that has deteriorated during this cycle is

$$\begin{aligned} &= (q - a\mu) - \int_0^{t_1} [a + b(t - \mu)] e^{\theta t} dt \\ &= (q - a\mu) - (a - b\mu) t_1 - \frac{1}{2} b t_1^2 \quad \dots \dots \dots (4) \end{aligned}$$

Therefore, the total inventory cost per unit time is,

$K(T) = \text{inventory carrying cost} + \text{deterioration cost} + \text{set up cost}$

$$\begin{aligned} &= \frac{1}{T} [C_1\mu(q - a\mu) + C_1 \frac{a\mu^2}{2} + \frac{1}{2} C_1 (q - a\mu) t_1 + C \{ (q - a\mu) - (a - b\mu) t_1 - \frac{1}{2} b t_1^2 \} + C_2] \\ &= \frac{1}{T} [(q - a\mu) \{ C_1\mu + \frac{1}{2} C_1 t_1 + C \} + C_1 \frac{a\mu^2}{2} - C(a - b\mu) t_1 - \frac{C}{2} b t_1^2 + C_2] \\ &= \frac{1}{T} [(C_1\mu + C) \{ (a - b\mu) \sum_{n=0}^{\infty} \frac{\theta^n (T-\mu)^{n+1}}{n! n + 1} + b \sum_{n=0}^{\infty} \frac{\theta^n (T-\mu)^{n+2}}{n! n + 2} \} + \frac{C_1}{2} \{ (a - b\mu) \sum_{n=0}^{\infty} \frac{\theta^n (T-\mu)^{n+2}}{n! n + 1} + \\ & b \sum_{n=0}^{\infty} \frac{\theta^n (T-\mu)^{n+3}}{n! n + 2} \} + C_1 \frac{a\mu^2}{2} - C(a - b\mu)(T - \mu) - \frac{C}{2} b (T - \mu)^2 + C_2] \end{aligned}$$

Since  $\theta$  is very small, the terms involving  $\theta^n$  with  $n(> 1)$  can be neglected. Hence, retaining the terms in the summation for  $n = 0$  and  $n = 1$  only, we have,

$$\begin{aligned} K(T) &= \frac{1}{T} [P \{ A(T - \mu) + \frac{A\theta}{2} (T - \mu)^2 + \frac{b}{2} (T - \mu)^2 + \frac{b\theta}{3} (T - \mu)^3 \} \\ &+ \frac{C_1}{2} \{ A(T - \mu)^2 + \frac{A\theta}{2} (T - \mu)^3 + \frac{b}{2} (T - \mu)^3 + \frac{b\theta}{3} (T - \mu)^4 \} + C_1 \frac{a\mu^2}{2} - CAT + CA\mu \\ &- \frac{C}{2} b (T - \mu)^2 + C_2] \end{aligned}$$



$$\begin{aligned}
 &= \frac{C_1 b \theta}{6} T^3 + \left( -\frac{2}{3} \mu C_1 b \theta + \frac{P b \theta}{3} + \frac{C_1 A \theta}{4} + \frac{C_1 b}{4} \right) T^2 + \left( C_1 b \theta \mu^2 - P b \theta \mu - \frac{3 C_1 A \theta \mu}{4} - \frac{3 C_1 b \mu}{4} + \frac{P A \theta}{2} + \frac{P b}{2} + \right. \\
 &\left. \frac{C_1 A}{2} - \frac{C b}{2} \right) T + \left( -\frac{2}{3} C_1 b \theta \mu^3 + P b \theta \mu^2 + \frac{3}{4} C_1 A \theta \mu^2 + \frac{3}{4} C_1 b \mu^2 - P A \theta \mu - P b \mu - C_1 A \mu + C b \mu + P A - C A \right) + \\
 &\left( \frac{C_1 b \theta \mu^4}{6} - \frac{P b \theta \mu^3}{3} - \frac{C_1 A \theta \mu^3}{4} - \frac{C_1 b \mu^3}{4} + \frac{P A \theta \mu^2}{2} + \frac{P b \mu^2}{2} + \frac{C_1 A \mu^2}{2} - \frac{C b \mu^2}{2} - P A \mu + C A \mu + C_1 \frac{a \mu^2}{2} + C_2 \right) \frac{1}{T} \\
 &= U_1 T^3 + V_1 T^2 + W_1 T + X_1 + Y_1 \frac{1}{T} \quad \dots \dots \dots (5)
 \end{aligned}$$

Where,  $P = (C_1 \mu + C)$  and  $A = (a - b \mu)$

$$U_1 = \frac{C_1 b \theta}{6}$$

$$V_1 = \left( -\frac{2}{3} \mu C_1 b \theta + \frac{P b \theta}{3} + \frac{C_1 A \theta}{4} + \frac{C_1 b}{4} \right)$$

$$W_1 = \left( C_1 b \theta \mu^2 - P b \theta \mu - \frac{3 C_1 A \theta \mu}{4} - \frac{3 C_1 b \mu}{4} + \frac{P A \theta}{2} + \frac{P b}{2} + \frac{C_1 A}{2} - \frac{C b}{2} \right)$$

$$X_1 = \left( -\frac{2}{3} C_1 b \theta \mu^3 + P b \theta \mu^2 + \frac{3}{4} C_1 A \theta \mu^2 + \frac{3}{4} C_1 b \mu^2 - P A \theta \mu - P b \mu - C_1 A \mu + C b \mu + P A - C A \right)$$

$$Y_1 = \left( \frac{C_1 b \theta \mu^4}{6} - \frac{P b \theta \mu^3}{3} - \frac{C_1 A \theta \mu^3}{4} - \frac{C_1 b \mu^3}{4} + \frac{P A \theta \mu^2}{2} + \frac{P b \mu^2}{2} + \frac{C_1 A \mu^2}{2} - \frac{C b \mu^2}{2} - P A \mu + C A \mu + C_1 \frac{a \mu^2}{2} + C_2 \right)$$

Now, let us describe the cycle time  $T$  as triangular fuzzy number  $\tilde{T} = (T - \Delta, T, T + \Delta)$ .

So, from the equation (5) the total Fuzzy cost function is-

$$\widetilde{K}(\tilde{T}) = U_1 \tilde{T}^3 + V_1 \tilde{T}^2 + W_1 \tilde{T} + X_1 + Y_1 \frac{1}{\tilde{T}} \quad \dots \dots \dots (6)$$

From the definition of the Signed distance method we have,

$$d(\tilde{A}, 0) = \frac{1}{2} \int_0^1 [A_L(\alpha) + A_U(\alpha)] d\alpha$$

Where,  $\tilde{A} = (a, b, c)$ ,  $A_L(\alpha) = a + (b - a)\alpha$ ,  $A_U(\alpha) = c - (c - b)\alpha$

Now,  $T_L(\alpha) = (T - \Delta) + \Delta\alpha$ ,  $T_U(\alpha) = (T + \Delta) - \Delta\alpha$

Therefore,  $d(\tilde{T}, 0) = \frac{1}{2} \int_0^1 [T_L(\alpha) + T_U(\alpha)] d\alpha$

$$\begin{aligned}
 &= \frac{1}{2} \int_0^1 [(T - \Delta) + \Delta\alpha + (T + \Delta) - \Delta\alpha] d\alpha \\
 &= \frac{1}{2} \int_0^1 2T d\alpha = T \quad \dots \dots \dots (7)
 \end{aligned}$$

And  $d\left(\frac{1}{\tilde{T}}, 0\right) = \frac{1}{2} \int_0^1 \left[ \left(\frac{1}{\tilde{T}}\right)_L(\alpha) + \left(\frac{1}{\tilde{T}}\right)_U(\alpha) \right] d\alpha$

$$\begin{aligned}
 &= \frac{1}{2} \int_0^1 \left[ \frac{1}{T + \Delta - \Delta\alpha} + \frac{1}{T - \Delta + \Delta\alpha} \right] d\alpha \\
 &= \frac{1}{2\Delta} \ln \left( \frac{T + \Delta}{T - \Delta} \right) \quad \dots \dots \dots (8)
 \end{aligned}$$

From (6), (7) and (8) we have-

$$\widetilde{K}(\tilde{T}) = U_1 T^3 + V_1 T^2 + W_1 T + X_1 + \frac{1}{2\Delta} Y_1 \ln \left( \frac{T + \Delta}{T - \Delta} \right) \quad \dots \dots \dots (9)$$

To minimize  $K(T)$  the necessary condition is

$$\frac{dK(T)}{dT} = 0$$



By simplifying  $\frac{dK(T)}{dT} = 0$  we get a bi-quadratic equation in  $T$ , which is,

$$3U_1T^4 + 2V_1T^3 + W_1T^2 - Y_1 = 0 \quad \dots \dots \dots (10)$$

We can solve equation (5) by Newton-Raphson's method for a positive  $T$  ( $T^*$  say)

If  $\frac{d^2K(T)}{dT^2} > 0$  for  $T = T^*$ , then  $T^*$  will be an optimal solution.

Hence,  $K(T)$  is strictly convex.

Substituting the value of  $T = T^*$  in (5), the optimum average cost  $K(T^*)$  can also be determined.

**IV. NUMERICAL EXAMPLE**

$$C_1 = \text{Rs. } 0.50 \text{ per unit per day, } C_2 = \text{Rs. } 80$$

To illustrate the results obtained for the suggested model, a numerical example with the following parameter values is considered.

We obtain for crisp model optimum total cost is  $K(T^*) = 50.4065$  per day.

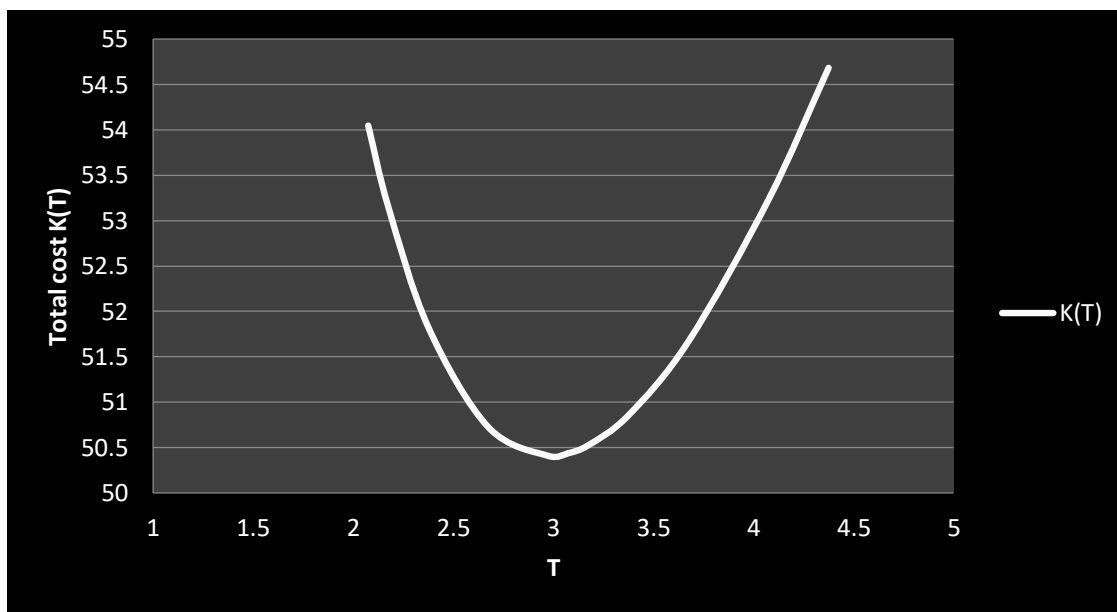
and cycle time is  $T^* = 2.975$  days.

$$a = 20 \text{ units, } b = 0.2, \mu = 0.4 \text{ days, } \theta = 0.02,$$

For fuzzy model total cost  $\widetilde{K}(T^*) = 53.5294$  and cycle time  $\widetilde{T}^* = 3.016$

$$C = \text{Rs. } 18 \text{ per unit,}$$

The convexity of the total cost function is shown in **Fig.1**.



**Fig.1 Convexity of cost function w. r. t T**

**V. SENSITIVITY ANALYSIS**

**Table 1: Sensitivity on  $\mu$ :**

Change Value		Crisp model		Fuzzy model	
		$K(T^*)$	$T^*$	$\widetilde{K}(T^*)$	$\widetilde{T}^*$
$\mu$	0.1	52.5818	2.954	53.5589	2.995
	0.2	51.8308	2.960	53.5247	3.001
	0.3	51.1057	2.967	53.5148	3.008
	0.4	50.4065	2.975	53.5294	3.016
	0.5	49.7332	2.985	53.5684	3.025
	0.6	49.0858	2.996	53.6318	3.036



	0.7	48.4643	3.009	53.7195	3.049
--	-----	---------	-------	---------	-------

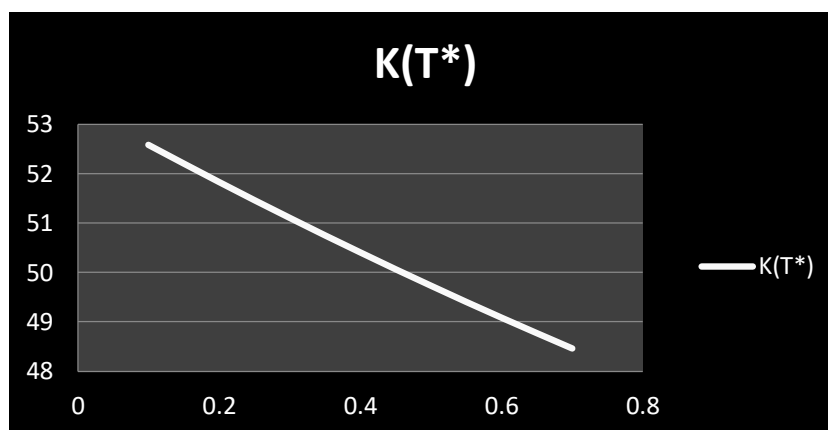


Fig. 2: Impact of  $\mu$  on  $K(T^*)$ : Crisp model

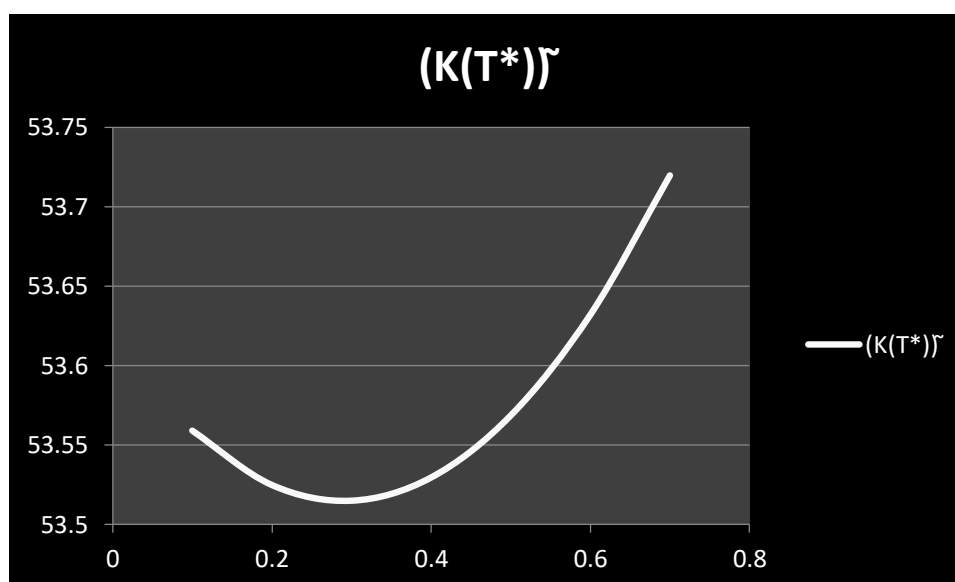


Fig. 3: Impact of  $\mu$  on  $\widetilde{K}(T^*)$ : Fuzzy model

Table 2: Sensitivity on  $C_2$ :

Change Value		Crisp model		Fuzzy model	
		$K(T^*)$	$T^*$	$\widetilde{K}(T^*)$	$\widetilde{T}^*$
$C_2$	60	43.2216	2.591	46.3794	2.637
	70	46.9379	2.790	50.0764	2.834
	80	50.4065	2.975	53.5294	3.016
	90	53.6722	3.148	56.7822	3.187
	100	56.7680	3.312	59.8670	3.348

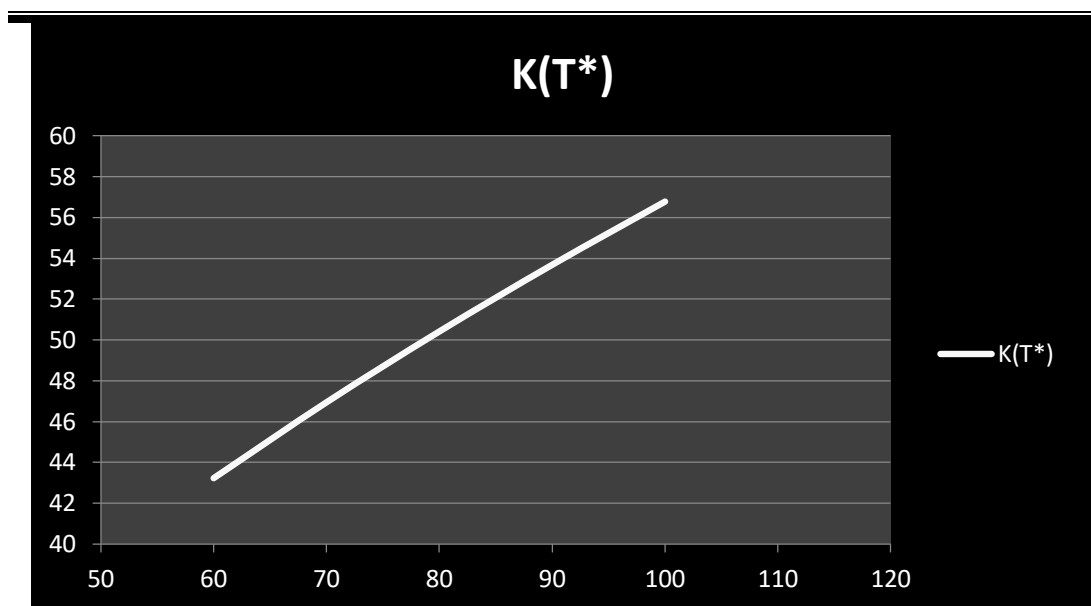


Fig. 4: Impact of  $C_2$  on  $K(T^*)$ : Crisp model

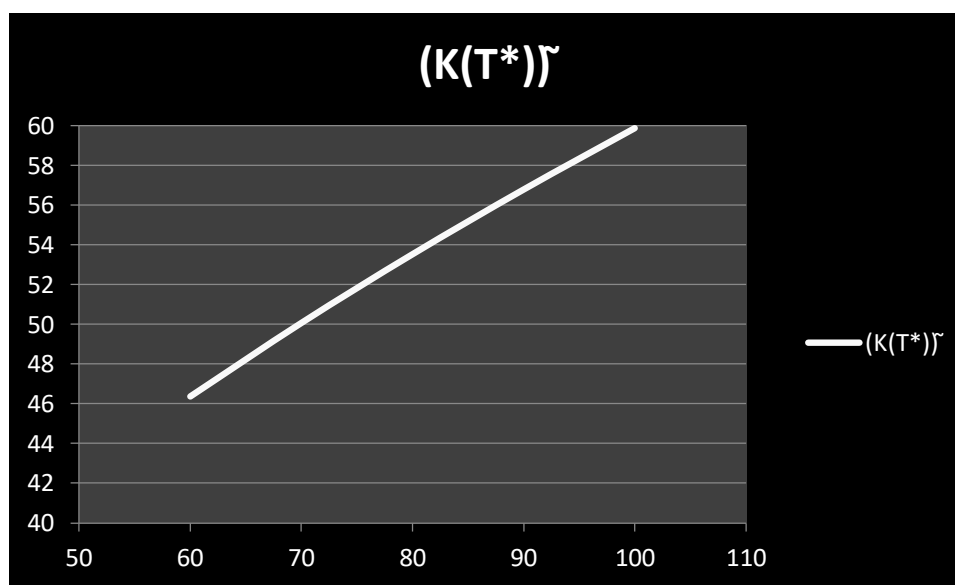


Fig. 5: Impact of  $C_2$  on  $\tilde{K}(T^*)$ : Fuzzy model

Table 3: Sensitivity on  $C_1$ :

Change Value		Crisp model		Fuzzy model	
		$K(T^*)$	$T^*$	$\tilde{K}(T^*)$	$\tilde{T}^*$
$C_1$	0.10	36.0927	4.069	39.0516	4.098
	0.30	43.8291	3.393	46.8647	3.428
	0.50	50.4065	2.975	53.5294	3.016
	0.70	56.2313	2.684	59.4507	2.729
	0.90	61.5158	2.465	64.8401	2.514

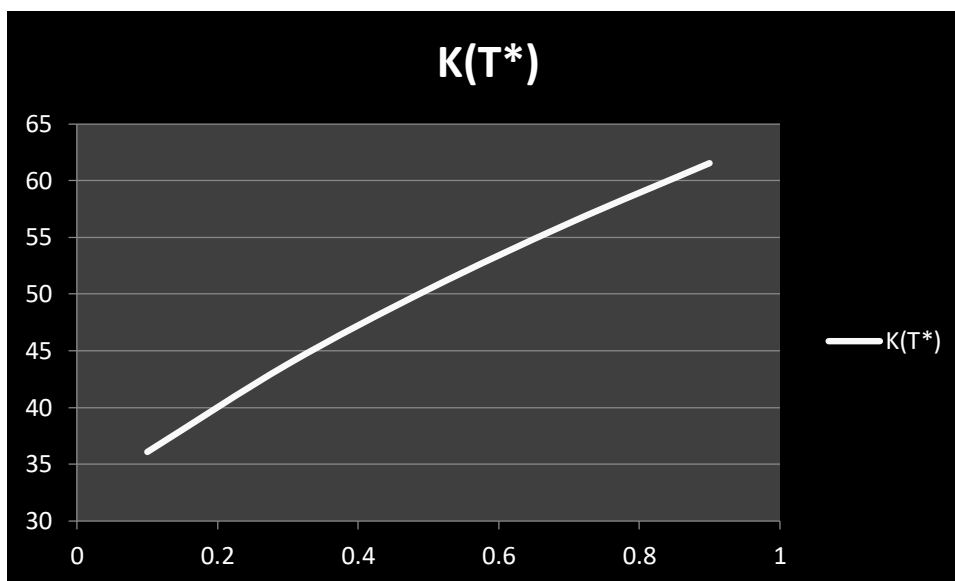


Fig. 6: Impact of  $C_1$  on  $K(T^*)$ : Crisp model

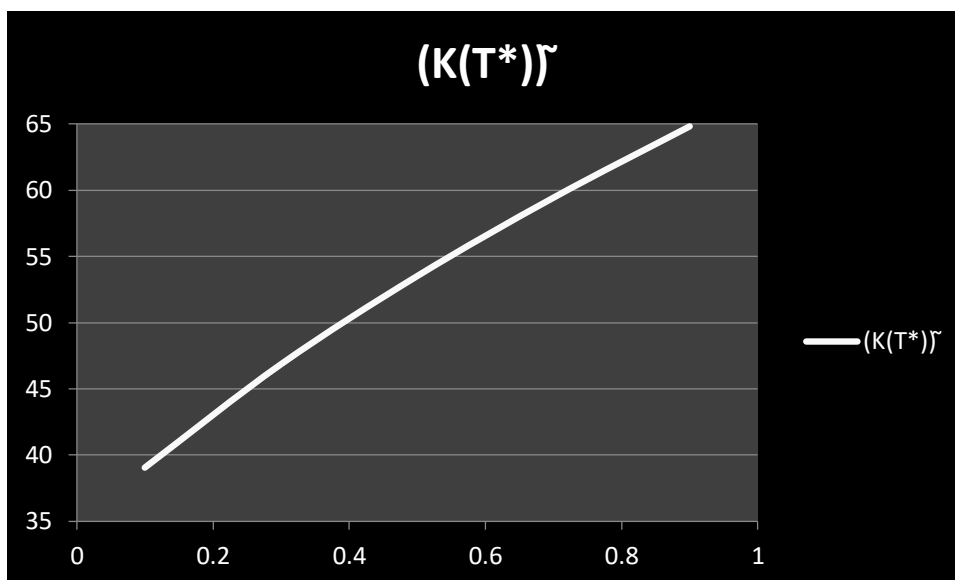


Fig. 7: Impact of  $C_1$  on  $\widetilde{K(T^*)}$ : Fuzzy mode

Table 4: Sensitivity on  $C$  :

Change Value		Crisp model		Fuzzy model	
		$K(T^*)$	$T^*$	$\widetilde{K(T^*)}$	$\widetilde{T^*}$
$C$	14	48.5454	3.112	50.0011	3.151
	16	49.4898	3.041	52.2789	3.081
	18	50.4065	2.975	53.5294	3.016
	20	51.2974	2.614	54.7544	2.955
	22	52.1641	2.855	55.9556	2.898

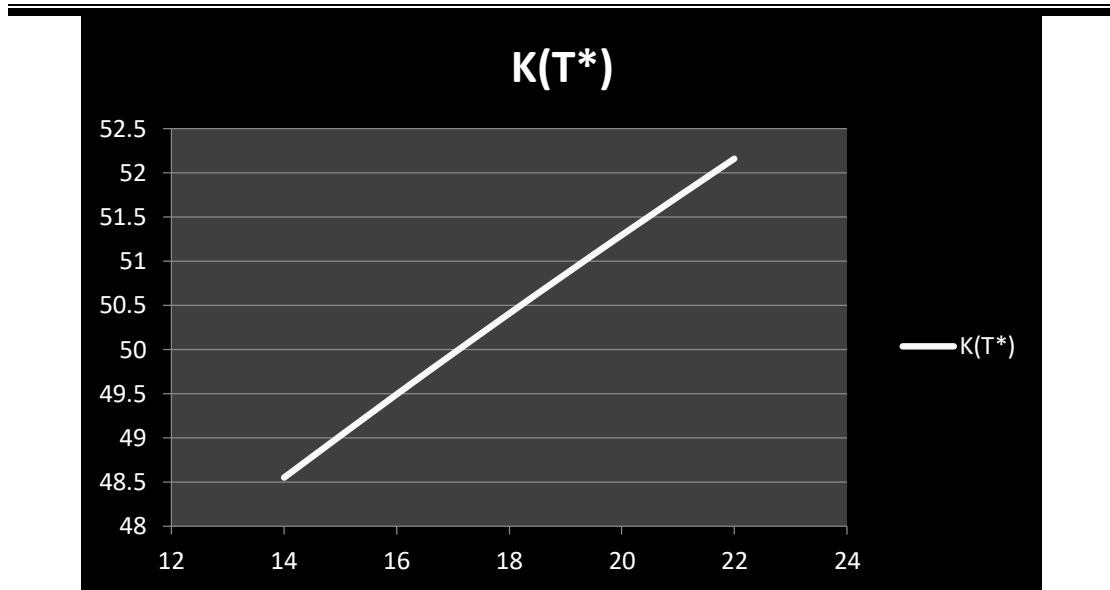


Fig. 8: Impact of  $C$  on  $K(T^*)$ : Crisp model

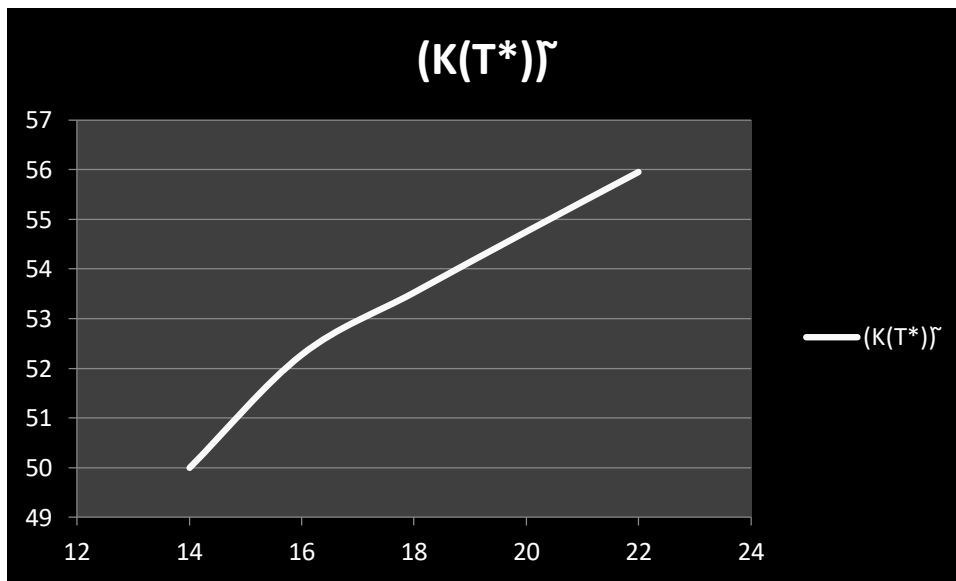
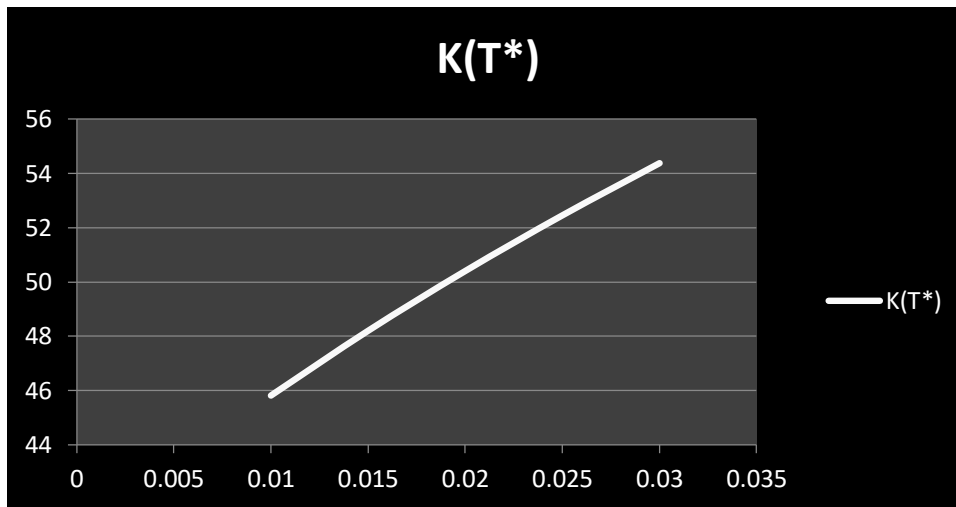


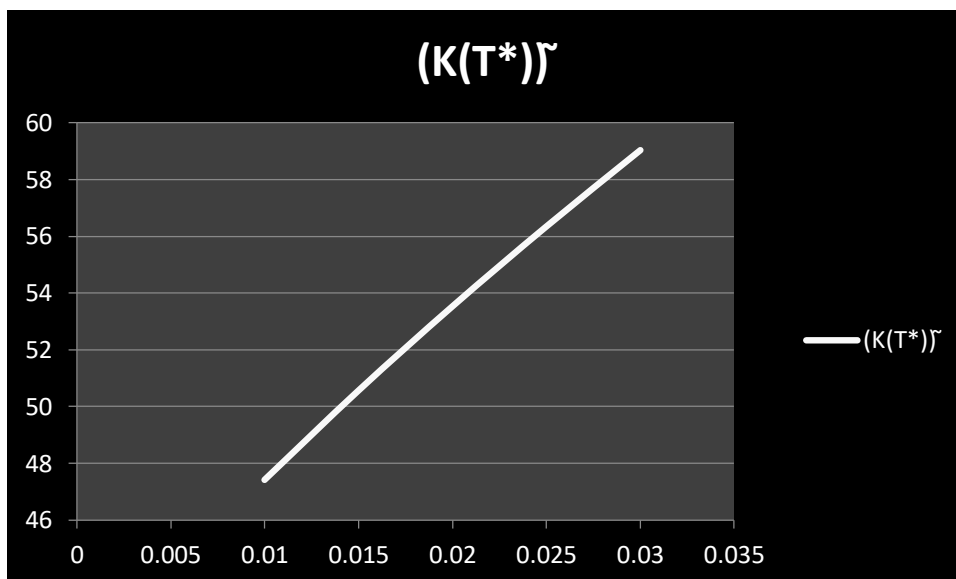
Fig. 9: Impact of  $C$  on  $\widetilde{K}(T^*)$ : Fuzzy model

Table 5: Sensitivity on  $\theta$  :

Change Value		Crisp model		Fuzzy model	
		$K(T^*)$	$T^*$	$\widetilde{K}(T^*)$	$\widetilde{T}^*$
$\theta$	0.01	45.8050	3.349	47.4191	3.385
	0.015	48.1976	3.154	50.5652	3.183
	0.02	50.4065	2.975	53.5294	3.016
	0.025	52.4629	2.832	56.3430	2.875
	0.03	54.3902	2.709	59.0291	2.753



**Fig. 10: Impact of  $\theta$  on  $K(T^*)$ : Crisp model**



**Fig. 11: Impact of  $\theta$  on  $\widetilde{K(T^*)}$ : Fuzzy mode**

**Observations:**

It is observed from the above tables that:

- i) In Crisp model, if the parameter  $\mu$  is increased (or decreased), the value of optimum cycle time increases (or decreases) while the optimal total cost decreases (or increases). Further, in Fuzzy model, if the parameter  $\mu$  is increased (or decreased) the value of optimum cycle time increases (or decreases) while the optimal cost increases.
- ii) The increases (or decrease) in set-up cost  $C_2$  increases (or decreases) the total inventory cost for both the models.
- iii) The total cost (for both the models) increases (or decreases) as the holding cost  $C_1$  per unit time increases (or decreases).
- iv) With the increase (or decrease) of the rate of deterioration  $\theta$ , the total inventory cost (for the two models) also increase (or decrease).



- v) As the deterioration cost  $C$  per unit increase (or decrease), the total costs for the two models also increase (or decrease).

## VI. CONCLUSION

In the present chapter, we have dealt with a fuzzy inventory model where we have introduced the cycle time  $T$  as a Triangular Symmetric Fuzzy number. It is assumed the demand rate is constant for some time and then as a linear function of time. In our real life we generally find that the cycle time is uncertain. So keeping this situation in mind we have tried to compare crisp model with the fuzzy model and have observed that the cycle time and the total cost obtained by Fuzzy model is greater than those obtained by Crisp model. The sensitivity analysis shows that the total cost of both the model increases as the cost associated with the model increases. In future, researchers can do more work about several types of demand, variable cost etc...

## VII. REFERENCES

1. Bellman R E, Zadeh LA., (1970). "Decision-Making in a Fuzzy Environment". *Manage Sci.* 17(4), (pp. 141-164).
2. Dubois D, Prade H., (1978). "Operations on fuzzy numbers". *Int. J. Syst. Sci.* 9(6), (pp. 613-26).
3. Park K S., (1987). "Fuzzy-set theoretic interpretation of economic order quantity". *IEEE Trans. Syst. Man. Cybern.* 17(6), (pp. 1082-4).
4. Wu k, Yao J-S., (2003). "Fuzzy inventory with backorder for fuzzy order quantity and fuzzy shortage quantity". *Eur. J. Oper. Res.* 150(20), (pp. 320-52).
5. Wang X, Zhao R., (2007). "Fuzzy economic order quantity inventory models without backordering". *Tsinghua Sci. Technol.* 12(1), (pp. 91-6).
6. Jinsong Hu, Hu J, Guo C, Xu R, Ji Y., (2010). "Fuzzy economic order quantity model with imperfect quality and service level". In: 2010 *Chinese Control and Decision Conference* [Internet]. Available from: <http://dx.doi.org/10.1109/ccdc.2010.5498441>
7. Lin C., Tan B. and Lee W. C., (2000). "An EOQ model for deteriorating items with time-varying demand and shortages". *International Journal of System Science.* 31(3), (pp. 39-400).
8. Ghosh S. K. and Chaudhuri K. S., (2004). "An order-level inventory model for a deteriorating item with Weibull distribution deterioration, Time-quadratic demand and shortages". *AMO- Advanced Modeling and Optimization.* vol.6, no. 1. (pp. 21-35).
9. Mishra N., Mishra S. P., Mishra S, Panda J, Misra U K., (2015). "Inventory model of deteriorating items for linear holding cost with time dependent demand". *Mathematical Journal of Interdisciplinary Sciences.* 4(1), (pp. 29-36).
10. Wang T. Y., Chen L. H., (2001). "A production lot size inventory model for deteriorating items with time-varying demand". *Int. J. Syst. Sci.* 32(6), (pp. 745-51).
11. Pal A K, Bhunia A K, Mukherjee RN., (2006). "Optimal lot size model for deteriorating items with demand rate dependent on displayed stock level (DSL) and partial backordering". *Eur. J. Oper. Res.* 175(2), (pp. 977-91).
12. Bera U. K., Bhunia A. K., Maiti M., (2013). "Optimal partial backordering two-storage inventory model for deteriorating items with variable demand". *Int. J. Oper. Res.* 16(1), (pp. 96).
13. He W., Wei H. E., Fuyuan X. U., (2013). "Inventory model for deteriorating items with time-dependent partial backlogging rate and inventory level-dependent demand rate". *Journal of Computer Applications.* 33(8), (pp. 2390-3).
14. Dutta D., Kumar P., (2015). "A partial backlogging inventory model for deteriorating items with time-varying demand and holding cost". *Int. J. Math. Oper. Res.* 7(3), (pp. 281).
15. Roy A., Samanta G. P., (2009). "Fuzzy continuous review inventory model without backorder for deteriorating items". *Electronic Journal of Applied Statistical Analysis.* 2, (pp. 58-66).
16. Jaggi K., et al., (2013). "Fuzzy inventory model for deteriorating items with time-varying demand and shortages". *American Journal of Operational Research.* 2(6), (pp. 81- 92).
17. Yao J. S. and Chiang J., (2003). "Inventory without backorder with fuzzy total cost and fuzzy storing cost defuzzified by centroid and signed distance". *European Journal of Operational Research.* 148(2), (pp. 401-409).
18. Wang X., Tang W. and Zhao R., (2007). "Fuzzy economic order quantity inventory models without backordering". *Tsinghua Science and Technology.* 12(1), (pp. 91-96).
19. Kao C. and Hsu W. K., (2002). "A single-period inventory model with fuzzy demand". *Computers & Mathematics with Applications.* 43(6-7), (pp. 841-848).
20. Dutta P., Chakraborty D. and Roy A. R., (2005). "A single-period inventory model with fuzzy random variable demand".



- Mathematical and Computer Modelling*. 41(8-9), (pp. 915–922).
21. Bera U. K., Bhunia A. K., Maiti M., (2013). “Optimal partial backordering two-storage inventory model for deteriorating items with variable demand”. *Int. J. Oper. Res.* 16(1), (pp. 96).
  22. He W., Wei H. E., Fuyuan X. U., (2013). “Inventory model for deteriorating items with time-dependent partial backlogging rate and inventory level-dependent demand rate”. *Journal of Computer Applications*. 33(8), (pp. 2390–3).
  23. Dutta D., Kumar P., (2015). “A partial backlogging inventory model for deteriorating items with time-varying demand and holding cost”. *Int. J. Math. Oper. Res.* 7(3): (pp. 281).
  24. Mishra N., Mishra S. P., Mishra S., Panda J., Misra U. K., (2015). “Inventory model of deteriorating items for linear holding cost with time dependent demand”. *Mathematical Journal of Interdisciplinary Sciences*. 4(1), (pp. 29–36).
  25. Priyan S., Manivannan P., (2017). “Optimal inventory modelling of supply chain system involving quality inspection errors and fuzzy effective rate”. *Opsearch*. 54, (pp. 21-43).

# IJEAST

INTERNATIONAL JOURNAL  
OF ENGINEERING APPLIED SCIENCE  
AND TECHNOLOGY

## ABOUT IJEAST

International Journal of Engineering Applied Science and Technology (IJEAST) is a peer-reviewed, open access journal that publishes high-quality research papers in the field of Engineering, Applied Science and Technology.

IJEAST aims to provide a platform for researchers, academicians, and professionals to share their innovative ideas, research findings, and practical experiences with the global scientific community.

## FOCUS AREAS

- Engineering
- Applied Science
- Technology
- Innovation & Development
- Interdisciplinary Studies



### PEER REVIEWED

All submissions are rigorously peer reviewed to ensure quality.



### OPEN ACCESS

Free and unrestricted access to research for all.



### GLOBAL REACH

Connecting researchers and professionals worldwide.



### TIMELY PUBLICATION

We ensure a swift and efficient publication process.



For more information, visit our website  
[www.ijeast.com](http://www.ijeast.com)



INTERNATIONAL JOURNAL  
OF ENGINEERING APPLIED SCIENCE  
AND TECHNOLOGY

✉ [editor@ijeast.com](mailto:editor@ijeast.com)

🌐 [www.ijeast.com](http://www.ijeast.com)

📍 India



2455-2143