



IJEAST

INTERNATIONAL JOURNAL
OF ENGINEERING APPLIED SCIENCE
AND TECHNOLOGY



VOLUME : 1 ISSUE : 12 Print / Issue Publication Date: 30-Nov-2016



ISSN : 2455-2143



Indexed In



WWW.IJEAST.COM

editor@ijeast.com



POLY FILTERED ECG FOR BETTER DIAGNOSIS OF CARDIAC DISORDERS

Chatikam. Rajkumar, Uppe Nanaji

Asst. Prof., CSE Dept.

Vignan's Institute of Information Technology,

Duvvada Visakhapatnam

Dr.Nakka Thirupathi Rao,

Assoc Prof, CSE Dept

Vignan's Institute of Information Technology,

Duvvada Visakhapatnam

Abstract: ECG (Electro Cardio Gram) is a biomedical signal used for diagnosis of cardiac patients. ECG recording process is contaminated by power line noise because power line fluctuations from mains AC supply. This will create problem for doctors while analyzing the ECG graph to diagnose correctly the problems of heart as regular pattern of ECG is affected. Here an attempt is made to filter power line noise with a new concept of polynomial with existing conventional windows.

I. INTRODUCTION

Filtering is the process by which the frequency spectrum of the signal can be modified, reshaped or manipulated to achieve some desired objectives such as:

- To eliminate noise contaminated in signal
- To remove signal distortion due to imperfect transmission channel
- To separate two or more distinct signals which were purposely mixed for maximizing channel utilization
- To resolve signals into their frequency components
- To demodulate the signals which were modulated at the transmitter end
- To convert digital(discrete-time) signals into analog signals

II. CONCEPT OF WINDOWS

In signal processing, a **window function** (also known as an **apodization function** or **tapering function**) is a mathematical function that is zero-valued outside of some chosen interval. For instance, a function that is constant inside the interval and zero elsewhere is called a *rectangular window*, which describes the shape of its graphical

representation. When another function or a signal (data) is multiplied by a window function, the product is also zero-valued outside the interval: all that is left is the part where they overlap; the "view through the window". Applications of window functions include spectral analysis, filter design, and beam forming.

III. CONCEPT OF POLYNOMIAL WINDOWS

$$w_m(t) = 1 - K_m \sum_{n=0}^m A_{m,n} |t|^{2m-n+1}, \quad -1 \leq t \leq 1. \quad (1)$$

where

$$K_m = \frac{(2m+1)!(-1)^m}{(m!)^2} \quad A_{m,n} = \frac{(-1)^n {}^m C_n}{2m-n+1}$$

IV. CONCEPT OF CONVENTIONAL WINDOWS

Rectangular window:

$$w(n) = 1 \quad \dots \dots \dots (2)$$

Hamming window:

$$w(n) = 0.54 - 0.46 \cos\left(\frac{2\pi n}{N-1}\right)$$

• Note that:

$$w_0(n) \stackrel{\text{def}}{=} w\left(n + \frac{N-1}{2}\right)$$

$$= 0.54 + 0.46 \cos\left(\frac{2\pi n}{N-1}\right) \quad \dots (3)$$



Triangular windows:

With non-zero end-points:

$$w(n) = \frac{2}{N+1} \cdot \left(\frac{N+1}{2} - \left| n - \frac{N-1}{2} \right| \right) \dots\dots(4)$$

Bartlett window:

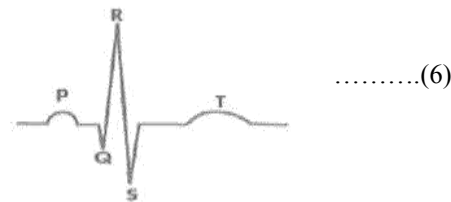
Triangular window with zero-valued end-points:

$$w(n) = \frac{2}{N-1} \cdot \left(\frac{N-1}{2} - \left| n - \frac{N-1}{2} \right| \right) \dots\dots(5)$$

V. ELECTRO CARDIOGRAM

The electrocardiogram (ECG or EKG) is a diagnostic tool that measures and records the electrical activity of the heart in exquisite detail. Interpretation of these details allows diagnosis of a wide range of heart conditions. These conditions can vary from minor to life threatening.

ECG WAVE:



The electrical cavity results in p, QRS, and T waves that are of different sizes and shapes. When viewed from different leads, these waves can show a wide range of abnormalities of both the electrical conduction system and the muscle tissue of the hearts 4 pumping chambers

VI. PROPOSED CONCEPT

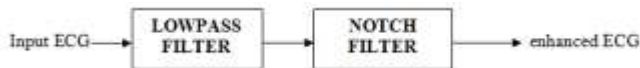


Figure-1

Our ECG signal is applied to a LOWPASS filter for which the output will be an ECG with the removal of frequencies

above 120 Hz interference. Then the resulting signal is applied to the NOTCH filter where the power line interference is removed. The enhanced ECG signal with the removal of power line interference is collected at the output.

VII. PROPOSED FILTER

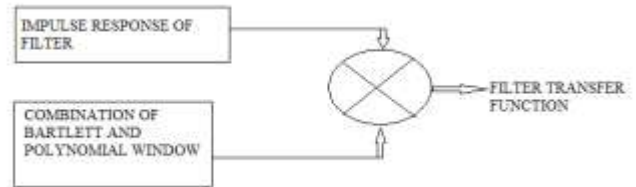


Figure-2

The required filter is designed by multiplying the impulse response of the filter with Bartlett window in combination with different orders of polynomial windows so as to obtain filter transfer function. Now the noisy ECG [2] signal is allowed through filter for removal of power line interference.

VIII. RESULTS

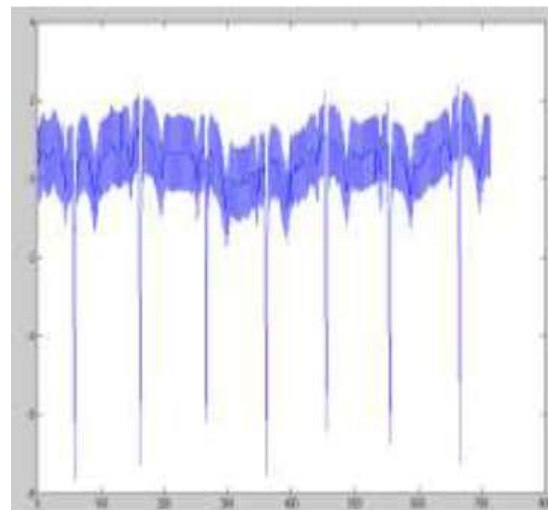


Figure-3 noisy ECG signal

Filtered ECG signal:

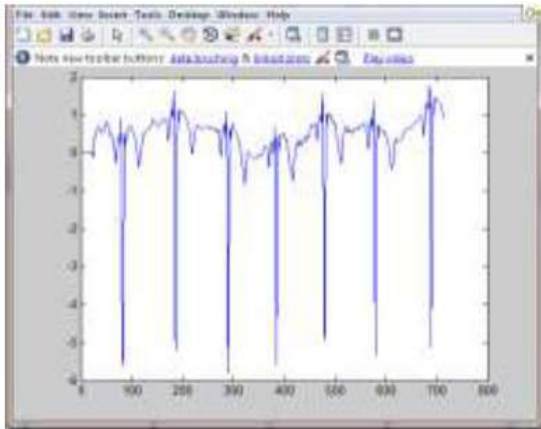


Figure-4 output from the proposed filter

IX. CONCLUSION

From figure 4 is very clear that the proposed filter eliminates power line interference very effectively. In our paper attempt is made only eliminate power line interference similarly many more artifacts of ECG can be removed with our proposed filter which can be encouraged.

X. REFERENCES

1. 'Desired Order Continuous Polynomial Time Window Functions for Harmonic Analysis' Puneet Singla, *Member, IEEE*, and Tarunraj Singh *IEEE TRANSACTIONS ON INSTRUMENTATION AND MEASUREMENT*, VOL. 59, NO. 9, SEPTEMBER 2010.
2. MIT-BIH database directory.
3. Sarkar, N. (2003): Elements of digital signal Processing: Khanna
4. J.G. Proakis and D.G. Manolakis on Digital signal processing, Prentice-Hall of India, New, Pages 360 – 365. 2006

IJEAST

INTERNATIONAL JOURNAL
OF ENGINEERING APPLIED SCIENCE
AND TECHNOLOGY

ABOUT IJEAST

International Journal of Engineering Applied Science and Technology (IJEAST) is a peer-reviewed, open access journal that publishes high-quality research papers in the field of Engineering, Applied Science and Technology.

IJEAST aims to provide a platform for researchers, academicians, and professionals to share their innovative ideas, research findings, and practical experiences with the global scientific community.

FOCUS AREAS

- Engineering
- Applied Science
- Technology
- Innovation & Development
- Interdisciplinary Studies



PEER REVIEWED

All submissions are rigorously peer reviewed to ensure quality.



OPEN ACCESS

Free and unrestricted access to research for all.



GLOBAL REACH

Connecting researchers and professionals worldwide.



TIMELY PUBLICATION

We ensure a swift and efficient publication process.



For more information, visit our website

www.ijeast.com



INTERNATIONAL JOURNAL
OF ENGINEERING APPLIED SCIENCE
AND TECHNOLOGY

✉ editor@ijeast.com

🌐 www.ijeast.com

📍 India



2455-2143