



IJEAST

INTERNATIONAL JOURNAL
OF ENGINEERING APPLIED SCIENCE
AND TECHNOLOGY



VOLUME : 1 ISSUE : 11 Print / Issue Publication Date: 02-Nov-2016



ISSN : 2455-2143



Indexed In



WWW.IJEAST.COM

editor@ijeast.com



PERFORMANCE EVALUATION OF MC-CDMA SYSTEM WITH MRC AND EGC DIVERSITY TECHNIQUES OVER RAYLEIGH FADING CHANNEL

Anita Mukati
 PG Scholar
 Department of ECE
 IES, IPS Academy, Indore, M.P., India

Mrs. Angeeta Hirwe
 Associate Professor
 Department of ECE
 IES, IPS Academy, Indore, M.P., India

Abstract— Multicarrier Code Division Multiple Access (MC-CDMA) is a promising technique for providing high data rate wireless communication. In this paper we evaluate the performance of MC-CDMA system with Walsh spreading codes over Rayleigh fading channel. The performance of MC-CDMA system is evaluated in terms of Bit Error Rate (BER) and Signal to noise ratio (SNR) using MATLAB for different number of users with Maximal Ratio Combining (MRC) and Equal Gain Combining (EGC) diversity techniques using Binary Phase Shift Keying (BPSK), Quadrature Phase Shift Keying (QPSK) modulation schemes. Simulation results show that EGC provide significant gain in SNR performance for a MC-CDMA system as compare to MRC and this performance improvement becomes more and more better as the number of users in the system is increases.

Keywords — MC-CDMA, MRC, EGC, BPSK, QPSK, Walsh code

I. INTRODUCTION

Multicarrier Code Division Multiple Access (MC-CDMA) is a promising technique to full fill the high-rate-data transmission requirement of the next generation diverse mobile network. MC-CDMA combines the benefits of Code Division Multiple Access (CDMA) and Orthogonal Frequency Division Multiplexing (OFDM) system [1] [2]. MCCDMA system utilize the interference avoiding capabilities of OFDM system which occur in the system when the signal bandwidth exceeds the channel bandwidth and direct sequence spreading to allow multiple users to share the same spectrum simultaneously[3]. Various spreading codes such as Pseudo Noise (PN) codes, Gold codes, and Walsh codes has been proposed to spread the modulated bits In MC CDMA system[1] [4][5]. In this paper,

we evaluate the BER performance of MC-CDMA system with two different combining strategies such as MRC and EGC in order to mitigate the effects of multipath fading. Two modulation schemes such as BPSK and QPSK are used for symbol mapping in conjunction with Walsh spreading codes to provide different data rates over Rayleigh fading channel. The paper is organized as follows. Section II explains the MC-CDMA system model and outlines the digital modulation schemes, Walsh hadamard codes, channel model and combining techniques. Simulation parameter and simulation results are discussed In Section III. Section IV explains conclusion in brief.

II. SYSTEM MODEL

A. MC-CDMA system –

We have considered MC-CDMA system with different number of simultaneously active users. The basic signal in MC-CDMA system is generated by a serial concatenation of classical DSSSS and OFDM [6]. In the transmitter section complex valued modulated sequence d^k is multiplied with Walsh spreading codes with code length $L=16$

$$C^{(k)} = \{ c_0^{(k)}, c_1^{(k)}, c_2^{(k)}, \dots, c_{15}^{(k)} \}^T \dots \dots \dots (1)$$

After spreading the sequence we obtain a complex valued sequence in vector notations which is given by

$$S^{(k)} = d^{(k)} C^{(k)} = \{ s_0^{(k)}, s_1^{(k)}, s_2^{(k)}, \dots, s_{15}^{(k)} \}^T \dots \dots \dots (2)$$

The MC-CDMA transmit signal is obtained after processing the sequence S in the OFDM block. On the receiver side received sequence given by the equation (3) is first processed in inverse OFDM block.

$$r = Hs + n \dots \dots \dots (3)$$

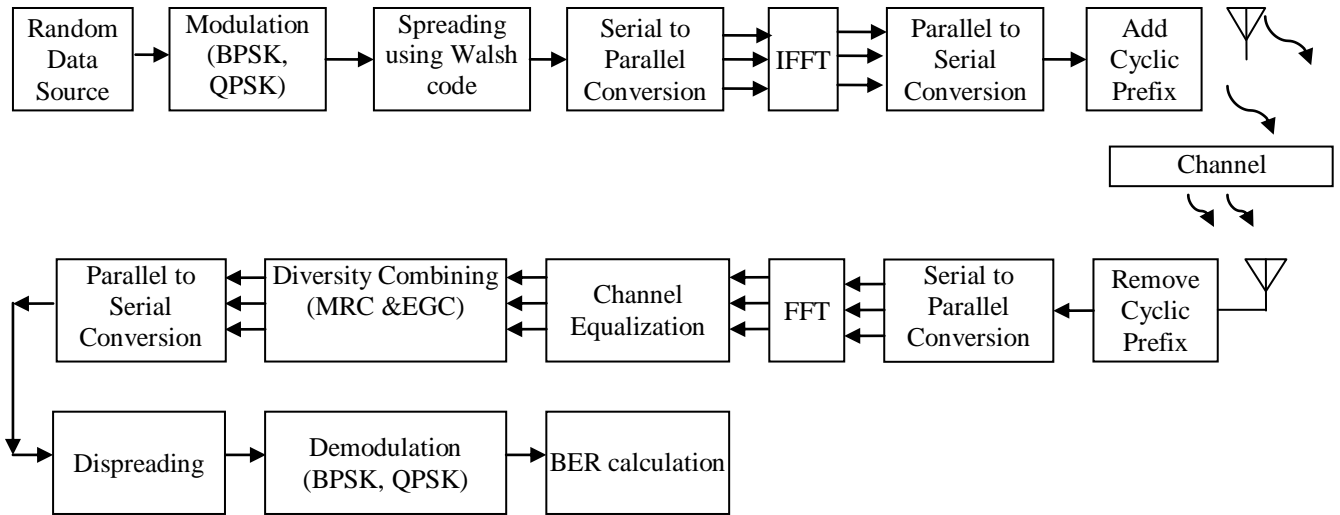


Fig. 1. System Simulation Model

Where \mathbf{H} is the channel matrix and \mathbf{n} is the noise vector. After channel equalization sequence is combined using MRC and EGC combining scheme in order to get an estimate of the transmitted data.

B. Digital Modulation Schemes –

For the transmission of the data bits over analog channel we map the data bits to the signal waveforms. This process of mapping data bits to the signal waveforms is known as digital modulation [7].

1. Binary Phase Shift Keying (BPSK) –

In BPSK, carrier signal phase is switched between two values corresponding to binary 1 and 0, respectively. Normally, the two phases are separated by 180° [7]. If the sinusoidal carrier has an amplitude A_c and energy per bit E_b , then the transmitted BPSK signal for $0 \leq t \leq T_b$ is either:

$$s_{BPSK}(t) = \sqrt{\frac{2E_b}{T_b}} \cos(2\pi f_c t + \theta_c) \quad \text{(binary 1)} \quad \dots(4)$$

$$s_{BPSK}(t) = -\sqrt{\frac{2E_b}{T_b}} \cos(2\pi f_c t + \theta_c) \quad \text{(binary 0)} \quad \dots(5)$$

where $E_b = \frac{1}{2} A_c^2 T_b \quad \dots(6)$

2. Quadrature Phase Shift Keying (QPSK) –

QPSK is also known as four level PSK in which signal carries one bit per symbol interval on both the in-phase and quadrature-phase component. In QPSK two bits are transmitted in a single modulation symbol which doubles the

bandwidth efficiency of QPSK as compare the efficiency of BPSK [8]. QPSK signals are defined as

$$s_i(t) = \sqrt{\frac{2E}{T}} \cos(2\pi f_c t + \theta_i), \quad \dots(7)$$

$$i = 1, 2, 3, 4$$

$$\theta_i = \frac{(2i - 1)\pi}{4} \quad \dots(8)$$

Where E denotes the transmitted signal energy per symbol, T is symbol duration and f_c is carrier frequency. The initial signal phases are $\pi/4, 3\pi/4, 5\pi/4$ and $7\pi/4$.

C. Walsh–Hadamard Codes –

Orthogonal Walsh–Hadamard codes are recursively generated by using the Hadamard matrix which is given by,

$$C_L = \begin{bmatrix} C_{L/2} & C_{L/2} \\ C_{L/2} & -C_{L/2} \end{bmatrix} \forall L = 2^m, m \geq 1, C_1 = 1 \dots(9)$$

The maximum number of active users K is determined by the maximum number of available orthogonal spreading codes L [6].

D. Channel Model

When there is no direct line of sight path exists between TX and RX then the Rayleigh distribution is most applicable channel model. The statistical time varying nature of the received envelope of a flat fading signal or the envelope of an individual multipath component can be efficiently described by the Rayleigh distribution [8]. The Rayleigh distribution has a PDF given by



$$p(r) = \begin{cases} \frac{r}{\sigma^2} \exp\left(-\frac{r^2}{2\sigma^2}\right) & 0 \leq r \leq \infty \quad \dots \\ 0 & r < 0 \end{cases} \quad (10)$$

Where σ and σ^2 are the rms value of the received voltage signal and time average power of the received signal before envelope detection respectively.

E. Combining Techniques –

Here we considered two combining techniques which are MRC and EGC to combine the same information containing signal received from multiple paths.

1. Maximal Ratio Combining (MRC)

In MRC signals received from multiple the paths are must be co-phased first individually then weighted according to their individual signal voltage to noise power ratios and summed. After combining the multiple signals using MRC output SNR is equal to the sum of the individual SNRs. MRC receiver can produce an output with an acceptable SNR even in the absence of any of the individual signals with acceptable SNR [8].

2. Equal Gain Combining (EGC)

In EGC after processing the multiple copies of same signal we weighted them equally and then sum them to produce the decision statistic. In EGC receiver estimation of the channel carrier phase is required but the weights applied to each branch in the combiner are complex quantities whose amplitudes are all set to 1. EGC provide comparable performance to the MRC with less receiver complexity [9].

III. SYSTEM MODEL

In this section, we present and discuss the simulation results of the BER Vs SNR performance of MC-CDMA system with Walsh spreading codes over Rayleigh fading channel using MATLAB for different number of users with two different combining strategies such as MRC and EGC using BPSK and QPSK modulation schemes. Based on simulation results we have concluded that we obtain better gain in SNR performance with EGC as compared to the MRC for same number of users. Simulation parameters are given in table 1

Table 1: Simulation Parameters

Parameters	Value
Number of input data bits	1000
Number of sub-carriers	16
Number of users	2,8, 16
Spreading codes	Walsh–Hadamard codes
Modulation techniques	BPSK,QPSK
Channel model	Rayleigh
Number of Taps	4
Spreading code length L	16
FEC coding	None
Diversity combining	MRC, EGC

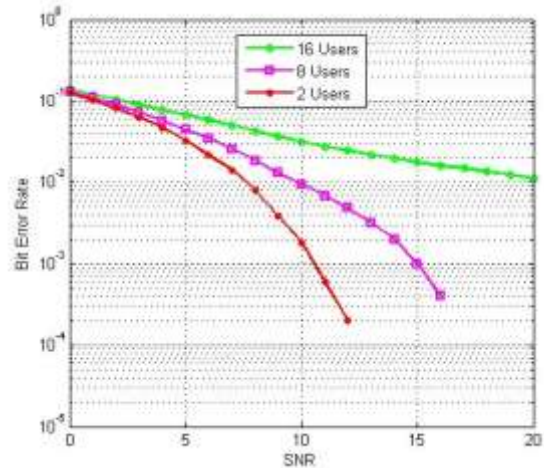


Fig 2. BER Vs SNR performance of MC-CDMA with EGC using BPSK over Rayleigh channel

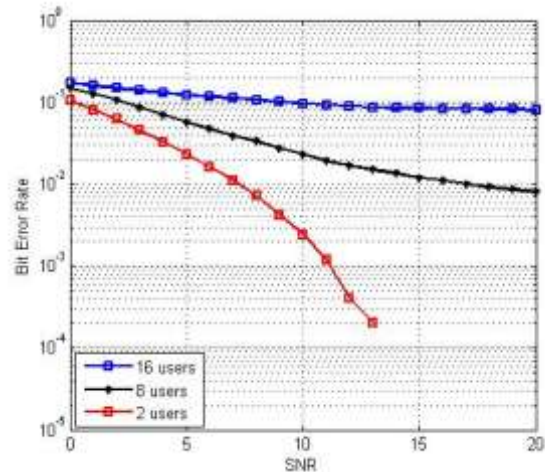


Fig 3. BER Vs SNR performance of MC-CDMA with MRC using BPSK over Rayleigh channel

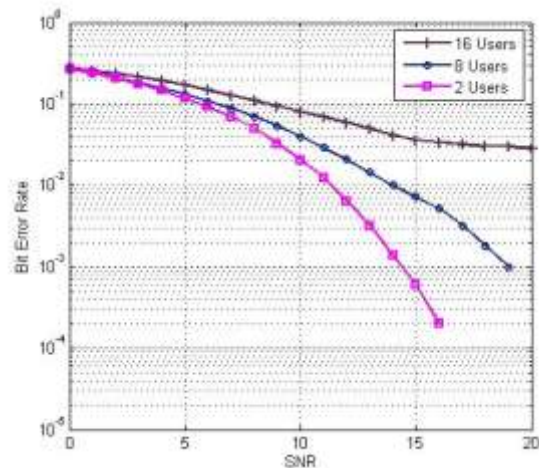


Fig 4. BER Vs SNR performance of MC-CDMA with EGC using QPSK over Rayleigh channel



IV. CONCLUSION

Simulation results show the comparative analysis of MRC and EGC diversity combining techniques for MC-CDMA system with different parameter. Comparison is done against the BER and SNR performance, by using two modulation techniques i.e. BPSK and QPSK for different number of users. It is clear from the simulation results that EGC provide better gain in SNR performance for a MC-CDMA system as compare to MRC and this performance improvement becomes more and more better as the number of users in the system is increases. Based on the simulation results we have concluded that improvement in SNR performance is also depends on modulation technique used and we find that BPSK modulation scheme provides better performance improvement as compare to the QPSK for same value of BER.

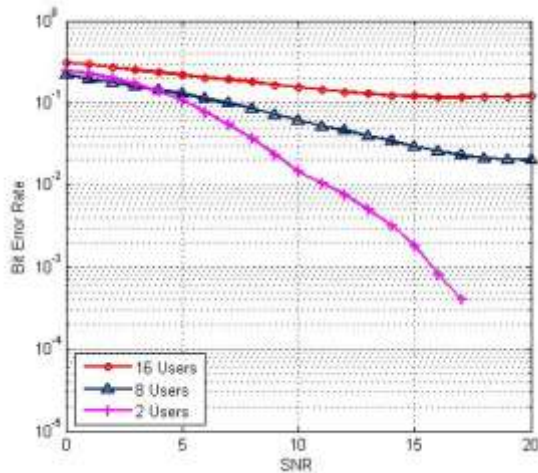


Fig 5. BER Vs SNR performance of MC-CDMA with MRC using QPSK over Rayleigh channel

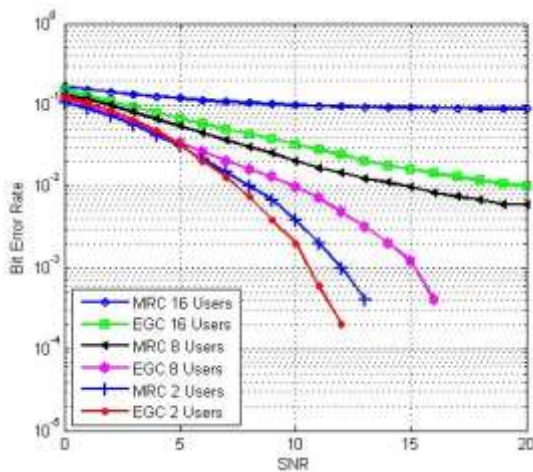


Fig 6. BER Vs SNR performance comparison of MC-CDMA with EGC and MRC using BPSK over Rayleigh channel

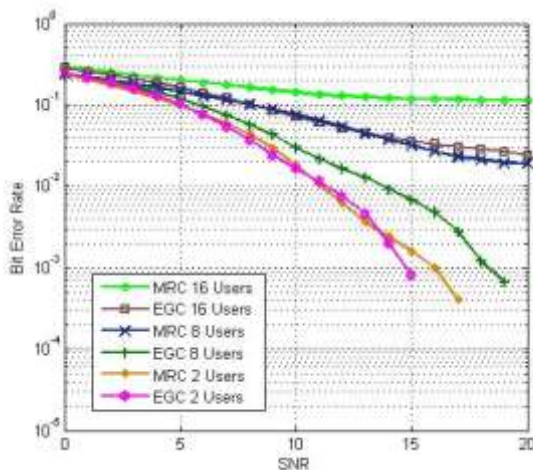


Fig 7. BER Vs SNR performance comparison of MC-CDMA with EGC and MRC using QPSK over Rayleigh channel

V. REFERENCES

- [1] S. Hara and R. Prasad "Overview of multicarrier CDMA," *IEEE Commun. Mag.*, pp. 126–133, Dec. 1997
- [2] Antonia M. Tulino, Linbo Li, and Sergio Verdu "Spectral Efficiency of Multicarrier CDMA" *IEEE Transactions on Information Theory*, Vol. 51, No. 2, February 2005.
- [3] Tat M. Lok, and Tan F. Wong "Transmitter and Receiver Optimization in Multicarrier CDMA Systems" *IEEE Transactions on Communications*, Vol. 48, No. 7, July 2000.
- [4] Popovic B. M., "Spreading sequences for multicarrier CDMA systems," *IEEE Transactions on Communications*, Vol. 47, pp. 918–926, June 1999
- [5] J. P. Linnartz, "Performance analysis of synchronous MC-CDMA in mobile Rayleigh channel with both delay and doppler spreads," *IEEE Trans. Veh. Technol.*, Vol. 50, No. 6, pp. 1375–1387, Nov. 2001.
- [6] K. Fazel and S. Kaiser "Multi-Carrier and Spread Spectrum Systems" Second Edition. New York: Wiley 2008.
- [7] Andreas F. Molisch "Wireless Communications" Second Edition Wiley, 2011.
- [8] Theodore S. Rappaport "Wireless Communication Principal and Practice" Second Edition, Inc. Pearson ed., 2002.
- [9] M. K. Simon and M.-S. Alouini "Digital Communication over Fading Channels" 1st Ed. New York: Wiley 2000.

IJEAST

INTERNATIONAL JOURNAL
OF ENGINEERING APPLIED SCIENCE
AND TECHNOLOGY

ABOUT IJEAST

International Journal of Engineering Applied Science and Technology (IJEAST) is a peer-reviewed, open access journal that publishes high-quality research papers in the field of Engineering, Applied Science and Technology.

IJEAST aims to provide a platform for researchers, academicians, and professionals to share their innovative ideas, research findings, and practical experiences with the global scientific community.

FOCUS AREAS

- Engineering
- Applied Science
- Technology
- Innovation & Development
- Interdisciplinary Studies



PEER REVIEWED

All submissions are rigorously peer reviewed to ensure quality.



OPEN ACCESS

Free and unrestricted access to research for all.



GLOBAL REACH

Connecting researchers and professionals worldwide.



TIMELY PUBLICATION

We ensure a swift and efficient publication process.



For more information, visit our website

www.ijeast.com



INTERNATIONAL JOURNAL
OF ENGINEERING APPLIED SCIENCE
AND TECHNOLOGY

✉ editor@ijeast.com

🌐 www.ijeast.com

📍 India



2455-2143