



IJEAST

INTERNATIONAL JOURNAL
OF ENGINEERING APPLIED SCIENCE
AND TECHNOLOGY



VOLUME : 3 ISSUE : 06 Print / Issue Publication Date: 14-Mar-2019



ISSN : 2455-2143



Indexed In



WWW.IJEAST.COM

editor@ijeast.com



DYNAMIC SCHEDULING OF DIFFERENT PRODUCTS ON A PRODUCTION LINE

Mustafa babekir Eltaieb Elmakkey
Lecturer
Department of Mechanical Engineering
Portsudan College of Technology, Sudan Technical University,
Portsudan, Red Sea, Sudan

M.I.Shukri
Professor
Department of Mechanical Engineering
Faculty of Engineering & Technology, Nile Valley
University, Atbara, river Nile, Sudan

Abstract—This Paper deals with the production-scheduling problem concerning the customer demand. It considers manufacturing system in make-to-order environment. It deals with number of products produced in specific sequence in a production line. Although dynamic models for scheduling and control received less attention in research than static, this research took a hybrid approach, where the model input was the customer demand, machines outputs, working environment and work in progress. The model output is a static schedule. If it is not acceptable, then it runs the dynamic optimization module to reach acceptable solution. Also the dynamic module will reschedule production if there is any changes occur in delivery times or production planning. The model was built around a plastic sacks factory and it gives satisfactory results, but it is suitable for other similar industries.

Keywords: Dynamic scheduling, Real-time scheduling, Modeling, Algorithms, task, Manufacturing.

I. INTRODUCTION

Scheduling of production in industry has objectives such as minimizing the time required to complete all the tasks (the make-span), minimizing the number of orders completed after their committed due dates, maximizing customer satisfaction by completing orders in a timely fashion, maximizing plant throughput, maximizing profit or minimizing production costs. Scheduling decisions to be determined include the optimal sequence of tasks taking place in each unit, the amount of material being processed at each time in each unit and the processing time of each task in each unit (Zukui Li, Marianthi Ierapritou, 2008).

Dynamic scheduling has considered significant number of real-time events and their effects considering various manufacturing systems, including single machine system, Parallel machine system, flow shops, job shops and flexible manufacturing systems (Amer M. Mohieldin Kamel Fahmy, 2014). In each of these scheduling methods, an objective function, including the minimum total make-span to complete all the selected tasks, and/or the minimum mean flow of these selected tasks, is selected for identifying the optimal schedule (J. Sun, D.Xue, 2001).

Proper scheduling leads to increased efficiency and capacity utilization, reduced time required to tasks and consequently increased profitability of an organization (Pinedo M. 2002).

Dynamic scheduling categorizes in many categories including, completely reactive scheduling, predictive-reactive scheduling, Robust Predictive-reactive Scheduling, Robust pro-active scheduling. Also dynamic scheduling uses some of the following techniques in solving the scheduling problem; dispatching rules, heuristics, meta-heuristics (tabu search, simulated annealing, and genetic algorithms), Artificial Intelligence (knowledge-based systems, fuzzy logic, neural networks, and multi-agent systems (B. Naderi, S.M.T. Fatemi Ghomi, M. Aminnayeri, 2010).

Mathematical formulations for production scheduling environment are very complex task. These complex real life problems cannot be solve by traditional exact solvers to get good quality solutions within feasible time. Inspired by a real-world case study in the manufacturing industry (Ganesh M. Junghare, Manish J. Deshmukh. 2015).

There is a large class of mathematical programs in which the constraints can be divided into a set of conjunctive constraints and one or more sets of disjunctive constraints. A set of constraints is called conjunctive if each one of the constraints has to be satisfied. A set of constraints is called



disjunctive if at least one of the constraints has to be satisfied but not necessarily all. In the standard linear program all constraints are conjunctive. The fact that the integer variable $x_{j,k}$ has to be either 0 or 1 can be enforced by a pair of disjunctive linear constraints: either $x_{j,k} = 0$ or $x_{j,k} = 1$. This implies that the problem $1 | prec | w_j C_j$ can be formulated as a disjunctive program as well Michael L. Pinedo,(2008), Scheduling Theory, Algorithms, and Systems.

The search of an optimal solution of a production scheduling problem starts by developing algorithms for generating the optimal sequence to complete the required tasks considering either only one processor (machine) or multiple processors (machines) (K.R Barker. 1974). Dynamic scheduling has considers significant number of real-time events and their effects and various manufacturing systems, including single machine system, parallel machine system, flow shops, job shops and flexible manufacturing systems. Real- time events have been classified into two categories:

Resource-related: machine breakdown, operator illness, unavailability or tool failures, loading limits, delay in the arrival or shortage of materials, defective material (material with wrong specification), etc.

Job-related: rush jobs, job cancellation, due date changes, early or late arrival of jobs, change in job priority, changes in job processing time, etc.

Dynamic scheduling to be defined under four categories completely reactive scheduling, predictive-reactive scheduling, robust, predictive-reactive scheduling, and robust pro-active scheduling (Djamila Ouelhadj · Sanja Petrovic, 2008). Also (A. S. Santos, 2014), (Ouelhadj D., 2009) and (Chao Lu, 2017b) agree with that categories.

II. DATA STRUCTURE

In this research a plastic sags factory with seven product families and variable demand in batch size was used for building the dynamic model. Each family of sage has similar tasks, runs through specific machines and has the same processing sequence and processing times. The main data required include the arrival pattern, processing times for all products in each of the workstation and numbers of machines in every stations.

Detailed data was collected including size of sacks, setup, speeds of all machines, and number of machines for any products on weaving station. Also machine failure data is collecting, real time for production, which is 18 hours per days (3 shift), 6 days per week (26 days per month), and master production schedule (MPS), which was generated from customer orders of sales forecasts made by the sales department. Table 1 is MPS showing products quantities and their timing required.

Sequence No.	Products (families)	Number of sacks
1	Cement family	470
2	Flour family	80
3	Seeds family 1	130
4	Seeds family 2	95
5	Others family 1	40
6	Others family 2	40
7	Others family 3	40

Table -1 Master production schedule (MPS). Number of sacks to be produce in thousands

A. Calculation of processing times:

1. Weaving station:

The speeds for processing all families were measured by calculating the time of weaving a role of 6000 meter. Table 2 shown total processing times in weaving station.

Table -2 total processing time in weaving station

Products (families)	Nu. Of mcs	Setup time (min)	Pro time (min)	Pro time of roll (min)
1	12	15	200	215
2	2	12	1304	1316
3	3	11	1053	1064
4	2	11	1579	1590
5	1	12	2857	2869
6	1	16	2222	2238
7	1	12	2857	2869

2. Lamination station:

Only two families need lamination the sequences of the families through the system which shown in Table 3.

Table -3 processing time in lamination station

Families	Speed of m/c (m/min)	Pro time of roll (min)
Cement family	100	60
Others family 1	100	60

3. Printing station:

This station can works with speed up to 200 m/min but for control reasons it works with 100 m/min. Hence gives flexibility in scheduling. Table 4 shown speed of printing machine and processing time of roll.



Table -4 processing time in printing station

Families	Speed of m/c (m/min)	Pro time of roll (min)
Cement family	100	60
Flour family	100	60
Seeds family 1	100	60
Seeds family 2	-	-
Others family 1	100	60
Others family 2	100	60
Others family 3	-	-

4. Starcon station:

This station produce only cement family sacks with mean speed is 36 m/min. and processing time of roll was 167 minute.

5. Autocon station:

Discrete size and special sacks are categorized under other families> They are produce in this station with deferent mean values of speeds depends on the length of sacks. Table 5 shown the speed of autocon machine and processing times of roll for families.

Table -5 processing time in autocon station

Families	Speed of m/c (m/min)	Pro time of roll (min)
Cement family	278	21.6
Flour family	256	23.4
Seeds family 1	333	18
Seeds family 2	208	28.8
Others family 1	294	20.4
Others family 2	256	23.4
Others family 3	278	21.6

B. Calculation of processing times:

The uptime and downtime for each machine monitored and recorded over a period of three months. Processing and failure times of production.

Tables 6, shown summation of up and down times in hours for machines. Then calculation the failure time per day (18 working hours) as an average.

Table -6 summation of up and down times

Stations	Uptime hrs	Downtime hrs	Failure time/day hrs
lamination	888.35	44.83	0.9
printing	500	45.3	1.63
starcon	455.7	42.08	1.66
autocon	613.5	58.85	1.7

C. Analyses of collection data

From the above data table 7 was drawn, which shown the processing times of roll in all station.

Then the processing times for a role is calculated for all stations. This is Shawn in table 8.

Table -7 processing times of roll in all station

Families	Weaving	Lamination	Printing	Starcon	Autocon
Cement family	215	60	60	167	-
Flour family	1316	-	60	-	278
Seeds family 1	1064	-	60	-	256
Seeds family 2	1590	-	-	-	333
Others family 1	2869	60	-	-	208
Others family 2	2238	-	60	-	294
Others family 3	2869	-	-	-	256

Table -8 production day in roll

Families	Total time	Work minutes	Production day(roll) (ratio)
Cement family	502	1080	2.15
Flour family	1654	1080	0.653
Seeds family 1	1380	1080	0.783
Seeds family 2	1923	1080	0.562
Others family 1	3197	1080	0.34
Others family 2	2592	1080	0.42
Others family 3	3125	1080	0.35

Total times (in a day) for families in all stations are calculated, the processing times added after multiplying the ratio of production day (roll) for products in the total processing times. Failure time then subtracted. Table 9 shows the summation of processing and failure times of production.

Table -9 Summation of processing and failure times of production roll in stations

Families	Weaving	Lamination	Printing	Starcon	Autoccon
Cement family	462	176	178	457	-
Flour family	859	-	54	-	204
Seeds family 1	833	-	64	-	226
Seeds family 2	894	-	-	-	210
Others family 1	976	27	27	-	80
Others family 2	940	-	34	-	152
Others family 3	1004	-	-	-	101



By using winQSB (job scheduling) software, data and machine sequences were input then solving the problem with minimizing makespan. The results are two Gantt chart for products and machines sequences, figure 1 and figure 2 shown them. From Gantt chart, the wait for all products in machines is measured, denoted and added as a coulomb in table 11 and then summation with the processing and failure times.

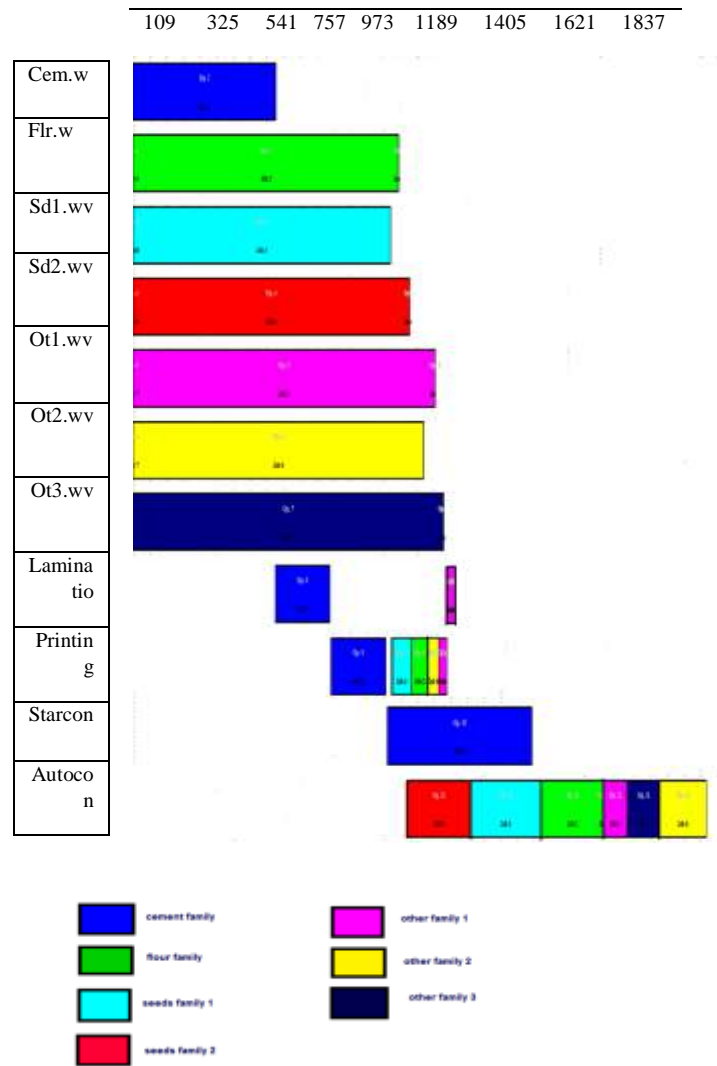



Fig. 1. Gantt chart for products in all machines

Fig. 2. Gantt chart for machines sequences for all products



III. PRODUCTION SEQUENCE

Table 10 shown the machine required and sequence of production process of each family.

Table -10 the sequences of families through the system

Fa m/	Station 1	Station 2	Station 3	Station 4	Station 5
1	Weaving	Lamination	Printing	Starkon	Balling
2	Weaving	Printing	Autocon	Balling	
3	Weaving	Printing	Autocon	Balling	
4	Weaving	Autocon	Balling		
5	Weaving	Lamination	Printing	Autcon	Balling
6	Weaving	Printing	Autocon	Balling	
7	Weaving	Autocon	Balling		

Table -11 the total time of wait and failure in all station for products

Families	Wait time in all stations	Failure time in all stations	Total time (min)
Cement family	0	194	194
Flour family	417	37	454
Seeds family 1	207	52	259
Seeds family 2	0	23	23
Others family 1	504	23	527
Others family 2	741	37	778
Others family 3	610	11	621

To calculation the failure and wait time for roll, dived the total time of wait and failure over the ratio of roll. Table 12 shown the failure and wait time for roll.

Table -12 the failure and wait time for roll

Families	Total time (min)	Roll ratio	Failure and wait times for roll (min)
Cement family	194	2.15	90
Flour family	454	0.653	695
Seeds family 1	259	0.783	331
Seeds family 2	23	0.562	41
Others family	527	0.34	1550
Others family	778	0.42	1852
Others family 3	621	0.35	1774

Total times for roll calculated by summation of failure and wait times for roll, and total processing time for roll. Table 13 shown total times for roll.

The Production day (roll) was given by dividing available time per day (1080min) over the total time for roll, table 14 shown the production day for roll.

To calculate days of production for all products in sacks, multiple new ratio of production day for roll*6000(number of

meters in roll*26(days of work in month) divided by length of sack. To calculation the number of days for production use the value of number of sacks to produced from (MPS) and multiple it in 26,

then divide by production in sacks per month. Table 15 shown the production in sacks, and days of production.

Table -13 total time for roll

Families	Failure and wait time for roll (min)	Total time in all stations	Total time for roll (min)
Cement family	90	502	592
Flour family	695	1558	2253
Seeds family 1	331	1380	1711
Seeds family 2	41	1923	1964
Others family 1	1550	3197	4747
Others family 2	1852	2592	4444
Others family 3	1774	3125	4899

Table -14 production day in roll

Families	Total time for roll (min)	Available time per day (min)	New production day (roll) ratio
Cement family	592	1080	1.812
Flour family	2253	1080	0.480
Seeds family 1	1711	1080	0.754
Seeds family 2	1964	1080	0.550
Others family 1	4747	1080	0.228
Others family 2	4444	1080	0.243
Others family 3	4899	1080	0.221

Table -15 monthly production in days

Families	Ratio	Production per month (sacks)	Production In days
Cement family	1.812	474540	25.7
Flour family	0.480	83200	25
Seeds family 1	0.754	130728	25.9
Seeds family 2	0.550	95333	25.1
Others family 1	0.228	39500	26.3
Others family 2	0.243	63180	16.5
Others family 3	0.221	38211	27.2



IV. MODEL BUILDING

Model was build with MATLAB software through the following steps:

First: input the data in Table 10, which represent the total of processing and failure times of production rolls per day in all stations as a matrix in new command editor. Write algorithms command to calculate the summation of the times in every station, Categories products to three clusters as cluster 1 contain job 1& job 5, cluster 2 contain job 2, job 3, and job 6, and cluster 3 contain job 4& job 7. Figs 3, 4, and 5 shown these clusters with plotted times (min) against machines.

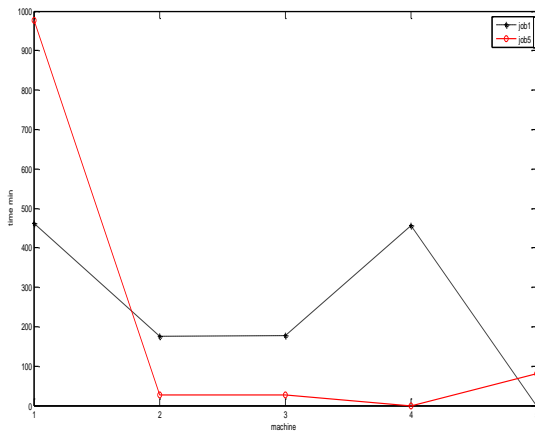


Fig. 3. Cluster 1. job 1& job 5

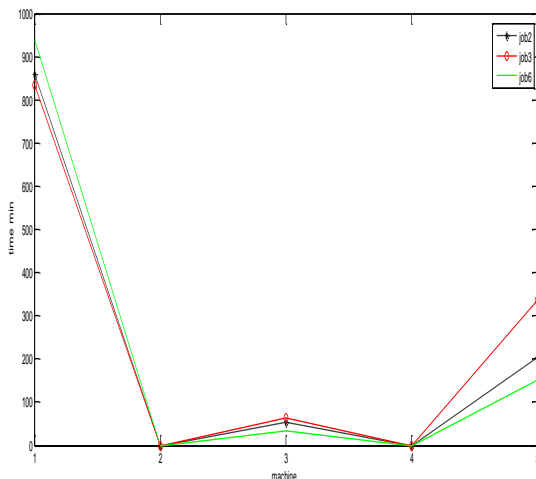


Fig. 4. Cluster 2. job 2, job 3& job 6

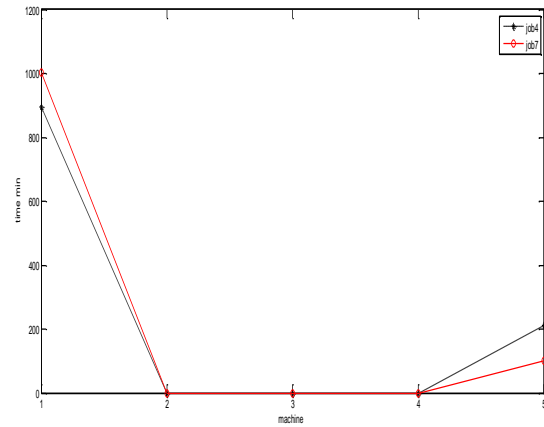


Fig. 5. Cluster 3. job 4 & job 7

Second: Calculation of the waiting time for all products.

Third: input the data in Table 8 which represent the total of processing times of production of one roll in all stations as a matrix in the command editor. Write algorithms command to calculate the summation of the times for one roll in every station. Then add the failure and wait times per one roll to the processing times.

Fourth: write a command to enter the number of sacks produced in the month from Table 1. The model generates number of days for any input product.

Fifth: Extra section on the model will process products with minimum and maximum wait time (early delivery and late delivery date) to optimize the scheduling times of the system.

V. RESULTS AND DISCUSSION

The model was build around the shown example, but it can dynamically optimize the production Scheduling, if data full or partially been changed. For the example above and after run the program in the MATLAB software, output of the model for cement sacks was static, which had no wait, and the production in month was 474540 sacks, that take 25.7 days, which acceptable by the factory levels.

The remaining products had early date for delivery, and late date for delivery. All products were acceptable in early date for delivery, but five products (on other 2) were not acceptable in the late date for delivery, and need rescheduling. Table 16.



Table -16. Result of dynamic scheduling for products

Date	Input for flour sacks	If days ≤ 26 Then Acceptable Otherwise Not Acceptable	Seeds 1	Seeds 2	Other 1	Other 2	Other 3
	80000						
Early date for delivery (days)	21	Acceptable	36	36	30	17	33.5
Late date for delivery (days)	31	Not Acceptable	26	25	24	15.5	25.5
Rescheduling date for delivery (days)	26	Rescheduling	31	26	26.5	16.5	27.5
Date	Input for Seeds 1 sacks	If days ≤ 26 Then Acceptable Otherwise Not Acceptable	Seeds 2	Other 1	Other 2	Other 3	flour
	130000						
Early date for delivery (days)	26	Acceptable	25	26.5	16.5	27.4	25
Late date for delivery (days)	39.4	Not Acceptable	26	21	14.4	24	23
Rescheduling date for delivery (days)	26	Rescheduling	25	26.5	16.5	27.4	25
Date	Input for Seeds 2 sacks	If days ≤ 26 Then Acceptable Otherwise Not Acceptable	Other 1	Other 2	Other 3	flour	Seeds 1
	95000						
Early date for delivery (days)	26	Acceptable	26.4	16.5	27.3	24.6	29
Late date for delivery (days)	36	Not Acceptable	25	15	23	21	26
Rescheduling date for delivery (days)	26	Rescheduling	26.4	16.5	27.3	24.6	29
Date	Input for other 1 sacks	If days ≤ 26 Then Acceptable Otherwise Not Acceptable	Other 2	Other 3	flour	Seeds 1	Seeds 2
	40000						
Early date for delivery (days)	18	Acceptable	16.4	28	28	35.8	31
Late date for delivery (days)	28.3	Not Acceptable	15.5	25	23	27	26
Rescheduling date for delivery (days)	26	Rescheduling	16.5	27	25	30	28
Date	Input for other 2 sacks	If days ≤ 26 Then Acceptable Otherwise Not Acceptable	Other 3	flour	Seeds 1	Seeds 2	Other 1
	40000						
Early date for delivery (days)	11	Acceptable	27	26	34	26	28.3
Late date for delivery (days)	17	Acceptable	27	25	26	25	26.3
Date	Input for other 3 Sacks	If days ≤ 26 Then Acceptable Otherwise Not Acceptable	flour	Seeds 1	Seeds 2	Other 1	Other 2
	40000						
Early date for delivery (days)	19	Acceptable	29	37	31	26	16.5
Late date for delivery (days)	28	Not Acceptable	25	31	26	21	15
Rescheduling date for delivery (days)	26	Rescheduling	26	33	29	24	15.5



VI. CONCLUSION

This work focuses on solving the problem of scheduling of a production line with dynamic scheduling model. The model inputs similar to any other production scheduling process. The data then submitted in a model built using MATLAB software. The first run of the model shows results where more rescheduling was required. In the second run an acceptable scheduling was reached. The model prove to be successful for the example shown and can suitable to solve similar problems in other plants.

VII. ACKNOWLEDGEMENT

This work is supported by Faculty of Engineering and Technology, Nile Valley University, and Portsudan College of Technology, Sudan Technical University.

VIII. REFERENCES

A. S. Santos, M. L. R. V., G. D. Putnik .A. M. Madureira (2014). Alternative Approaches Analysis for Scheduling in an Extended Manufacturing Environment. IEEE.

Amer M. Mohieldin Kamel Fahmy. (2014). A dynamic scheduling model for construction enterprises. A Doctoral Thesis submitted in partial fulfillment of the requirements for the award of Doctor of Philosophy of Loughborough University.

B. Naderi, S.M.T. Fatemi Ghomi , M. Aminnayeri, (2010) A high performing metaheuristic for job shop scheduling with sequence-dependent setup times, Applied Soft Computing 10,(pp 703–710).

Djamila Ouelhadj · Sanja Petrovic. (2008). A survey of dynamic scheduling in manufacturing systems. Springer Science+Business Media, LLC.

Ganesh M. Junghare, Manish J. Deshmukh. (2015). Mathematical Modeling of Production Scheduling Problem: A Case Study for manufacturing industry. International Journal of Science Technology & Engineering | Volume 1 | Issue 10 |(pp 65-73).

Chao LU, L. G., Xinyu LI, Shengoiang Xiao, (2017b). A hybrid multi-objective grey wolf optimizer for dynamic scheduling in a real-world welding

J. Sun, D.Xue, (2001) A dynamic reactive scheduling mechanism for responding to changes of

production orders and manufacturing resources, journal of computers in industry 46 (pp.189-207).

K.R Barker. (1974). Introduction to sequencing and scheduling, Wiley, New York,

Michael L. Pinedo. (2008) Scheduling Theory, Algorithms, and Systems Third Edition. Original edition published by Prentice Hall. Springer Science+Business Media, LLC.

Ouelhadj D, Petrovic S. Survey Of Dynamic Scheduling In Manufacturing System. Journal of Scheduling, 12, (pp.27-33).

Pinedo M. (2002) Scheduling: theory, algorithms and systems. Englewood cliffs, NJ: Prentice-Hall;.

Zukui Li, Marianthi Ierapetritou. (2008). Process schedulin under uncertainty: Review and challenges, journal of Computer and Chemical Engineering 32 (pp.715–727).

IJEAST

INTERNATIONAL JOURNAL
OF ENGINEERING APPLIED SCIENCE
AND TECHNOLOGY

ABOUT IJEAST

International Journal of Engineering Applied Science and Technology (IJEAST) is a peer-reviewed, open access journal that publishes high-quality research papers in the field of Engineering, Applied Science and Technology.

IJEAST aims to provide a platform for researchers, academicians, and professionals to share their innovative ideas, research findings, and practical experiences with the global scientific community.

FOCUS AREAS

- Engineering
- Applied Science
- Technology
- Innovation & Development
- Interdisciplinary Studies



PEER REVIEWED

All submissions are rigorously peer reviewed to ensure quality.



OPEN ACCESS

Free and unrestricted access to research for all.



GLOBAL REACH

Connecting researchers and professionals worldwide.



TIMELY PUBLICATION

We ensure a swift and efficient publication process.



For more information, visit our website
www.ijeast.com



INTERNATIONAL JOURNAL
OF ENGINEERING APPLIED SCIENCE
AND TECHNOLOGY

✉ editor@ijeast.com

🌐 www.ijeast.com

📍 India



2455-2143